

# Bulbs & Beams

**Bulbs & Beams** Mini Rondo

**Bulbs & Beams** Double Mini Rondo

**Bulbs & Beams** Triple Mini Rondo

**Bulbs & Beams** Double Rondo

**Bulbs & Beams** Triple Rondo

**Bulbs & Beams** Steamer Ceiling

**Bulbs & Beams** Steamer Adaptor

**Bulbs & Beams** Steamer Floor

**Bulbs & Beams** Steamer Suspension







### Bulbs & Beams Mini Rondo



	124 mm			
	110 mm			
	100 mm			
	BB5801 ALU	QR 70	12V	50W
	BB5802 METAL	X	↑	
	BB5803	1m	IP20	
		850°C	CE	
		F	III	

! 1 x QR70 50W

### Bulbs & Beams Mini Rondo



	124 mm			
	110 mm			
	100 mm			
	BB5811 ALU		220V	35W
	BB5812 METAL	X	↑	
	BB5813	1m	IP20	
		230V	850°C	CE
		F	III	

! 1 x BRITE SPOT ES50 Gx10 35W

ORBIT®

### Bulbs & Beams Mini Rondo



	124 mm			
	110 mm			
	140 mm			
	BB5831 ALU	PAR 20	220V	35W
	BB5832 METAL	X	↑	
	BB5833	1m	IP20	
		230V	850°C	CE
		F	III	

! 1 x CDM-R PAR 20 E27 35W

ORBIT®

### Bulbs & Beams Mini Rondo



	124 mm			
	110 mm			
	100 mm			
	BB5841 ALU		12V	50W
	BB5842 METAL	X	↑	
	BB5843	1m	IP20	
		850°C	CE	
		F	III	

! 1 x MR16 Gu5,3 50W

### Bulbs & Beams Mini Rondo



	124 mm				
	110 mm				
	100 mm				
	BB5851	ALU		230V	50W
	BB5852	METAL			
	BB5853		IP20		
	1 x GU10 230V 50W			GU10 230V - 50W	

ORBIT®

### Bulbs & Beams Double Mini Rondo



	100 mm				
	BB25801	ALU	QR 70	12V	50W
	BB25802	METAL			
	BB25803		IP20		
	2 x QR70 50W				

ORBIT®

### Bulbs & Beams Double Mini Rondo

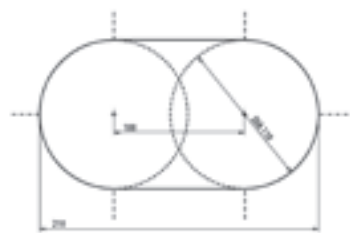


	100 mm				
	BB25811	ALU		220V	35W
	BB25812	METAL			
	BB25813	IP20	850°C		
	2 x BRITE SPOT E550 Gx10 35W				

ORBIT®



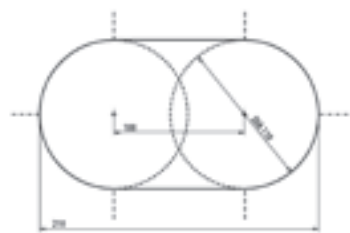
**Bulbs & Beams Double Mini Rondo**



BB25831	ALU	PAR 20 CDM-R	220V 35W
BB25832	METAL	X	1m
BB25833	IP20	850°C	↑
	F	↻	CE
		⏚	230V

! 2 x CDM-R PAR20 E27 35W

**Bulbs & Beams Double Mini Rondo**

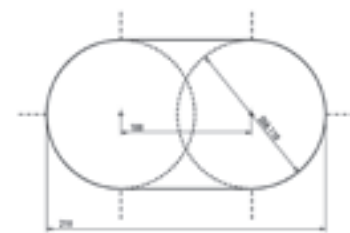


BB25841	ALU		12V 50W
BB25842	METAL	X	↑
BB25843	F	850°C	↻
		0,5m	CE
	IP20	III	

! 2 x MR16 Gu5,3 50W

ORBIT®

**Bulbs & Beams Double Mini Rondo**



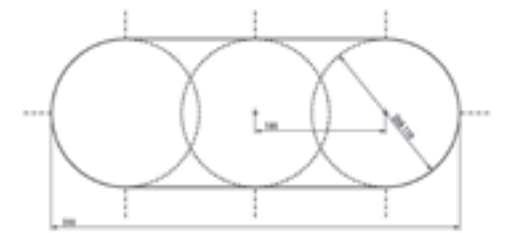
BB25851	ALU		230V 50W
BB25852	METAL	X	0,5m
BB25853	F	850°C	↻
		↑	CE
	230V	IP20	

! 2 x GU10 230V 50W



ORBIT®

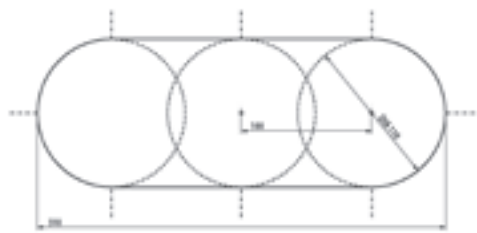
**Bulbs & Beams Triple Mini Rondo**



BB35801	METAL	ALU	QR 70
BB35802	12V 50W	1m	X
BB35803	↻	F	↑
	III	IP20	
	850°C	CE	

! 3 x QR70 50W

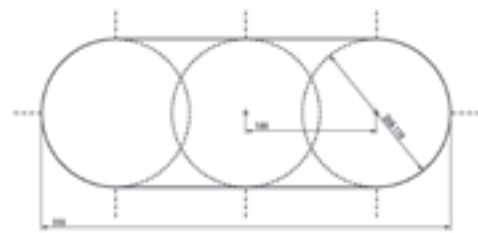
**Bulbs & Beams Triple Mini Rondo**



BB35811	METAL	ALU	
BB35812	230V	1 m	
BB35813		F	
	220V 35W		IP20
	850°C	CE	

! 3 x BRITE SPOT E550 Gx10 35W

**Bulbs & Beams Triple Mini Rondo**

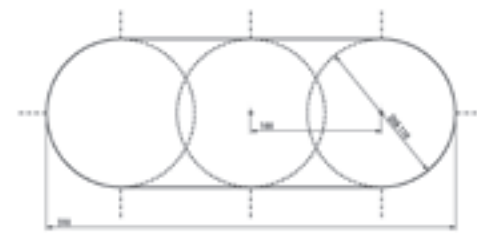


BB35831	METAL	ALU	PAR 20 CDM-R
BB35832	230V	1 m	
BB35833		F	
	220V 35W		IP20
	850°C	CE	

! 3 x CDM-R PAR20 E27 35W

ORBIT®

**Bulbs & Beams Triple Mini Rondo**

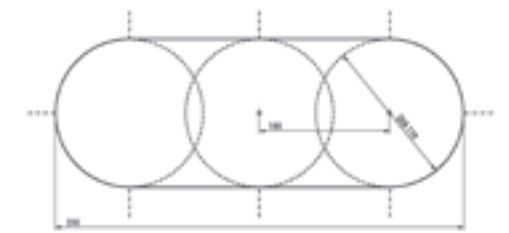


BB35841	METAL	ALU	
BB35842	12V 50W	0,5 m	
BB35843		F	
		IP20	
	850°C	CE	

! 3 x MR16 Gu5,3 50W

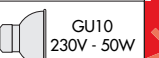
ORBIT®

**Bulbs & Beams Triple Mini Rondo**



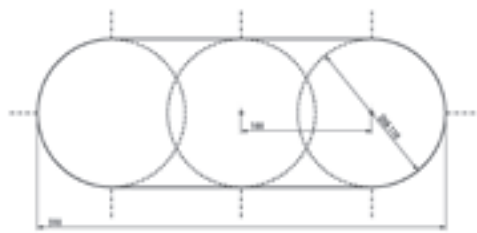
BB35851	METAL	ALU	
BB35852	230V	0,5 m	
BB35853		F	
	CE	850°C	IP20

! 3 x GU10 230V 50W





### Bulbs & Beams Triple Mini Rondo



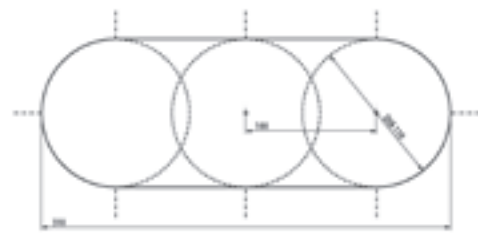
100 mm



	BB35871	METAL	ALU		220V 35W
	BB35872			12V 50W	
	BB35873			230V	
					IP20
					850°C
					CE

! 2 x MR16 Gu5,3 50W + 1 x BRITE SPOT Gx10 ES50 35W

### Bulbs & Beams Triple Mini Rondo



140 mm

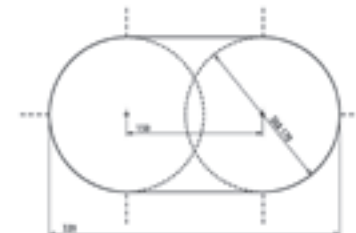


	BB35891	METAL	ALU	PAR 20 CDM-R	
	BB35892			12V 50W	
	BB35893			230V	
					IP20
					850°C
					CE

! 2 x MR16 Gu5,3 50W + 1 x CDM-R PAR20 E27 35W

ORBIT®

### Bulbs & Beams Double Rondo



100 mm

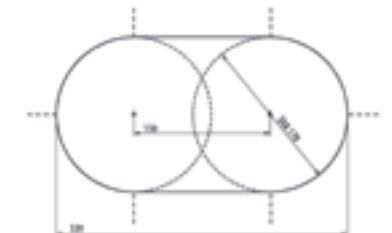


	BB24821	METAL	ALU	QR 111	
	BB24822			12V 100W	
	BB24823			230V	
					IP20
					850°C
					CE

! 2 x QR111 30-100W

ORBIT®

### Bulbs & Beams Double Rondo



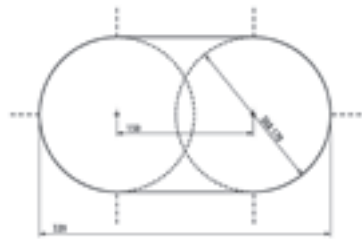
160 mm



	BB24831	METAL	ALU	PAR 30 CDM-R	
	BB24832			230V	
	BB24833			230V	
					IP20
					850°C
					CE

! 2 x PAR30 / CDM-R 35-70W

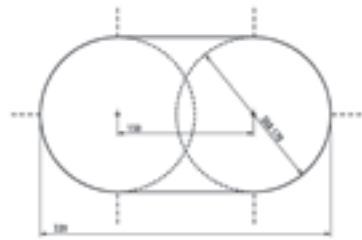
**Bulbs & Beams Double Rondo**



	BB24851	METAL	ALU	
	BB24852			
	BB24853			
			IP20	
		850°C	CE	

! 2 x CDM-R111 35-70W

**Bulbs & Beams Double Rondo**

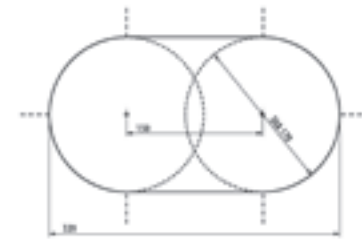


	BB24841	METAL	ALU	CDM-T HQI-T
	BB24842			
	BB24843			
			IP20	
		850°C	CE	

! 2 x CDM-T/HQI-T 35-70W

ORBIT®

**Bulbs & Beams Double Rondo**

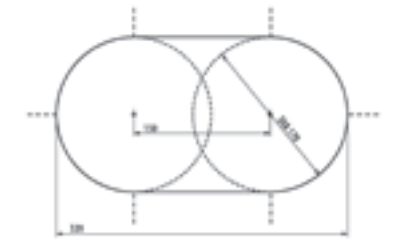


	BB24921	METAL	ALU	
	BB24922			12V 100W
	BB24923			
				IP20
		CDM-T HQI-T	850°C	CE

! 1 x CDM-T 35-70W + 1 x QR111 30-100W

ORBIT®

**Bulbs & Beams Double Rondo**

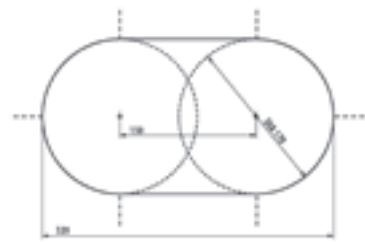


	BB24931	METAL	ALU	
	BB24932			
	BB24933			12V 100W
				IP20
		PAR 30 CDM-R	850°C	CE

! 1 x CDM-R 35-70W PAR30 + 1 x QR111 30-100W



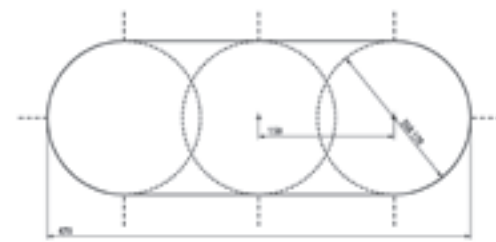
### Bulbs & Beams Double Rondo



	BB24951	METAL	ALU	
	BB24952			12V 100W
	BB24953			
		CDM-R 111		IP20
			850°C	CE

! 1 x CDM-R 111 35-70W + 1 x QR111 30-100W

### Bulbs & Beams Triple Rondo

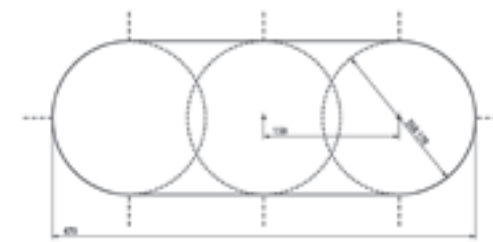


	BB34821	METAL	ALU	
	BB34822	12V 100W		
	BB34823			
				IP20
			850°C	CE

! 3 x QR111 30-100W

ORBIT®

### Bulbs & Beams Triple Rondo

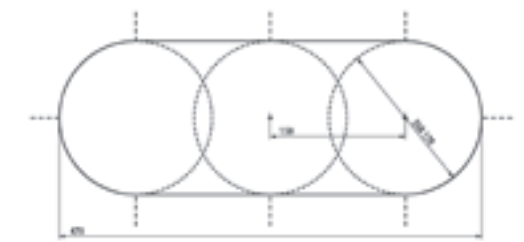


	BB34831	METAL	ALU	PAR 30 CDM-R
	BB34832			
	BB34833			IP20
		850°C	CE	

! 3 x PAR30 CDM-R 35-70W

ORBIT®

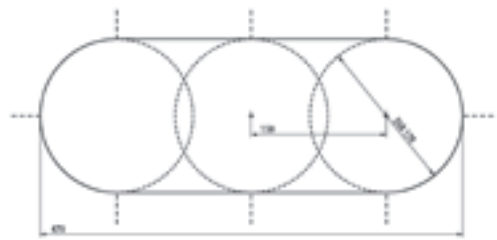
### Bulbs & Beams Triple Rondo



	BB34841	METAL	ALU	CDM-T HQI-T
	BB34842			
	BB34843			
				IP20
		850°C	CE	

! 3 x CDM-T HQI-T 35-70W

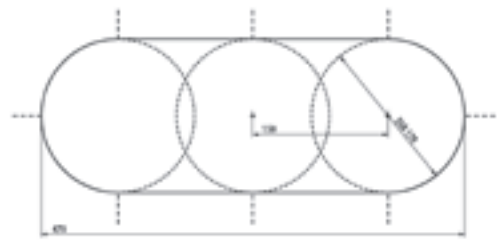
**Bulbs & Beams Triple Rondo**



BB34851	METAL	ALU	CDM-R 111
BB34852	230V	1m	X
BB34853	F	↑	
	IP20		
	850°C	CE	

! 3 x CDM-R111 35-70W

**Bulbs & Beams Triple Rondo**

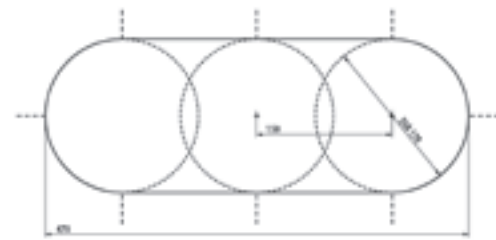


BB34921	METAL	ALU	QR 111
BB34922	230V	1m	X
BB34923	F	↑	12V 100W
	IP20		
	CDM-T HQI-T	850°C	CE

! 1 x CDM-T HQI-T 35-70W + 2 x QR111 30-100W

ORBIT®

**Bulbs & Beams Triple Rondo**

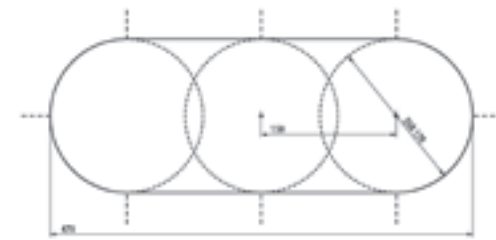


BB34931	METAL	ALU	QR 111
BB34932	230V	1m	X
BB34933	F	↑	12V 100W
	IP20		
	PAR 30 CDM-R	850°C	CE

! 1 x PAR30 CDM-R 35-70W + 2 x QR111 30-100W

ORBIT®

**Bulbs & Beams Triple Rondo**

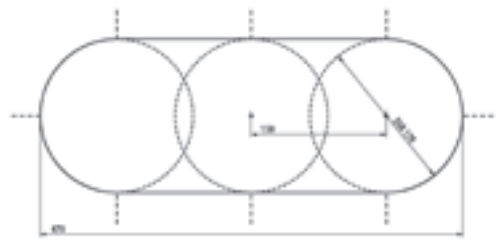


BB34951	METAL	ALU	QR 111
BB34952	230V	1m	X
BB34953	12V 100W	↑	
	IP20		
	F	850°C	CE

! 1 x CDM-R111 35-70W + 2 x QR111 30-100W



### Bulbs & Beams Triple Rondo



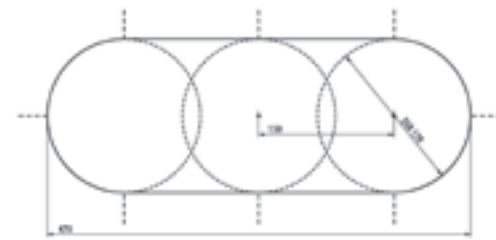
160 mm



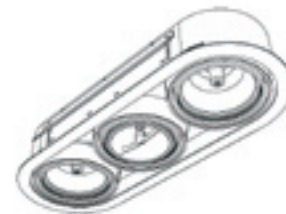
	BB34961	METAL	ALU	
	BB34962			
	BB34963			
		12V 100W		IP20
		PAR 30 CDM-R	850°C	CE

! 2 x PAR30 CDM-R 35-70W + 1 x QR111 30-100W

### Bulbs & Beams Triple Rondo



160 mm



	BB34971	METAL	ALU	
	BB34972			
	BB34973			12V 100W
				IP20
		CDM-T HQI-T	850°C	CE

! 2 x CDM-T HQI-T 35-70W + 1 x QR111 30-100W

ORBIT®









**Bulbs & Beams Steamer Ceiling**



BB9501	METAL	ALU	
BB9502			
			12V 100W
			IP20

! 1 x QR111 30-100W

**Bulbs & Beams Steamer Ceiling**



BB9511 (35W)	METAL	ALU	PAR 30 CDM-R
BB9512 (35W)			
BB9521 (70W)			IP20
BB9522 (70W)			

! 1 x CDM-R / PAR 30

ORBIT®

**Bulbs & Beams Steamer Ceiling**



BB9531 (35W)	METAL	ALU	CDM-T HQI-T
BB9532 (35W)			
BB9541 (70W)			IP20
BB9542 (70W)			

! 1 x CDM-T/HQI-T

ORBIT®

**Bulbs & Beams Steamer Ceiling**



BB9551 (35W)	METAL	ALU	CDM-R 111
BB9552 (35W)			
BB9561 (70W)			IP20
BB9562 (70W)			

! 1 x CDM-R 111



**Bulbs & Beams Steamer Adaptor**



! Universal 3-Phase-Adaptor



BB9601	METAL	ALU	QR 111
BB9602	230V	1m	TI
	F	↑	12V 100W
	⊕		IP20
	850°C	CE	

! 1 x QR111 30-100W

**Bulbs & Beams Steamer Adaptor**



! Universal 3-Phase-Adaptor



BB9611 (35W)	METAL	ALU	PAR 30 CDM-R
BB9612 (35W)	230V	1m	E/CG
	⊕	F	↑
BB9621 (70W)			IP20
BB9622 (70W)	850°C	CE	

! 1 x CDM-R / PAR 30

ORBIT®

**Bulbs & Beams Steamer Adaptor**



! Universal 3-Phase-Adaptor



BB9631 (35W)	METAL	ALU	CDM-T HQI-T
BB9632 (35W)	230V	1m	E/CG
	⊕	F	↑
BB9641 (70W)			IP20
BB9642 (70W)	850°C	CE	

! 1 x CDM-T/HQI-T

ORBIT®

**Bulbs & Beams Steamer Adaptor**



! Universal 3-Phase-Adaptor



BB9651 (35W)	METAL	ALU	CDM-R 111
BB9652 (35W)	230V	1m	E/CG
	⊕	F	↑
BB9661 (70W)			IP20
BB9662 (70W)	850°C	CE	

! 1 x CDM-R 111

**Bulbs & Beams Steamer Floor**



BB9701	METAL	ALU	QR 111
BB9702	230V	1m	TI
	F	↑	12V 100W
	IP20	850°C	CE

! 1 x QR111 30-100W

**Bulbs & Beams Steamer Floor**



BB9711 (35W)	METAL	ALU	PAR 30 CDM-R
BB9712 (35W)	230V	1m	E/CG
	F	↑	IP20
BB9721 (70W)			IP20
BB9722 (70W)			850°C CE

! 1 x CDM-R / PAR 30

ORBIT®

**Bulbs & Beams Steamer Floor**



BB9751	METAL	ALU	PAR 30
BB9752	230V	1m	IP20
	F	↑	IP20
	850°C	CE	

! 1 x PAR30 E27

ORBIT®

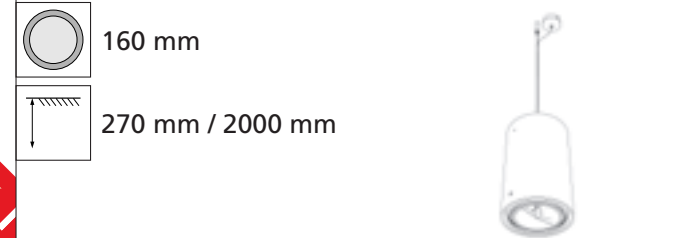
**Bulbs & Beams Steamer Floor**



BB9761 (35W)	METAL	ALU	CDM-R 111
BB9762 (35W)	230V	1m	E/CG
	F	↑	IP20
BB9771 (70W)			IP20
BB9772 (70W)			850°C CE

! 1 x CDM-R 111

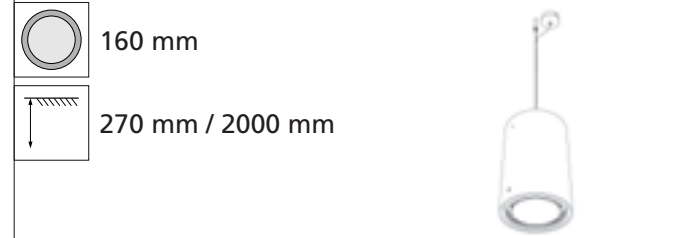
**Bulbs & Beams Steamer Suspension**



BB9801	METAL	ALU	
BB9802			
			12V 100W
			IP20
			850°C CE

! 1 x QR111 30-100W

**Bulbs & Beams Steamer Suspension**

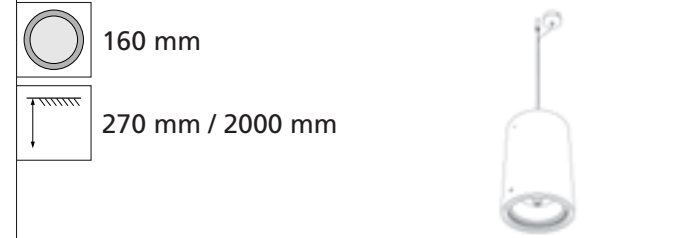


BB9811 (35W)	METAL	ALU	PAR 30 CDM-R
BB9812 (35W)			
BB9821 (70W)			IP20
BB9822 (70W)			850°C CE

! 1 x CDM-R / PAR 30

ORBIT®

**Bulbs & Beams Steamer Suspension**



BB9831 (35W)	METAL	ALU	CDM-T HQI-T
BB9832 (35W)			
BB9841 (70W)			IP20
BB9842 (70W)			850°C CE

! 1 x CDM-T/HQI-T

ORBIT®

**Bulbs & Beams Steamer Suspension**



BB9851 (35W)	METAL	ALU	CDM-R 111
BB9852 (35W)			
BB9861 (70W)			IP20
BB9862 (70W)			850°C CE

! 1 x CDM-R 111



# B-Six

**B-Six** Concept

**B-Six** Index Power Led

**B-Six** In/Out

**B-Six** Atomic

**B-Six** Round Saver

**B-Six** Borderline

**B-Six** Duo Square

**B-Six** Trio Square

**B-Six** Eye Square

**B-Six** Track 230V



**B-Six Concept Adaptor** CDM-TM



! Universal 3-Phase-Adaptor

BS1401 (10°)	230V	ALU	CDM-TM
BS1402 (10°)	180°	350°	1m
BS1411 (45°)	F	↑	E/CG
BS1412 (45°)	IP20	850°C	CE

! 1 x CDM-TM PGJ5 20W

**B-Six Concept Adaptor** CDM-T



! Universal 3-Phase-Adaptor

BS1421 (10°)	230V	ALU	CDM-T HQI-T
BS1422 (10°)	180°	350°	1m
BS1431 (45°)	F	↑	E/CG
BS1432 (45°)	IP20	850°C	CE

! 1 x CDM-T G12 35W

ORBIT®

**B-Six Concept Adaptor** CDM-T



! Universal 3-Phase-Adaptor

BS1441 (10°)	230V	ALU	CDM-T HQI-T
BS1442 (10°)	180°	350°	1m
BS1451 (45°)	F	↑	E/CG
BS1452 (45°)	IP20	850°C	CE

! 1 x CDM-T G12 70W

ORBIT®

**B-Six Concept Adaptor** QR111



! Universal 3-Phase-Adaptor

BS1461	230V	ALU	QR111
BS1462	12V 100W	350°	1m
	180°	↑	TI
	F	IP20	850°C
		CE	

! 1 x QR111 30-100W

**B-Six Concept Adaptor** CDM-R 111



**B-Six Concept Adaptor** CDM-R 111



! Universal 3-Phase-Adaptor

! Universal 3-Phase-Adaptor

BS1471	230V	ALU	Speaker icon
BS1472	180°	350°	1m
F	↑	E/CG	
	IP20		
	850°C	CE	

BS1481	230V	ALU	Speaker icon
BS1482	180°	350°	1m
F	↑	E/CG	
	IP20		
	850°C	CE	

! 1 x CDM-R 111 Gx8,5 35W

! 1 x CDM-R 111 Gx8,5 70W

ORBIT®

**B-Six Index White** LED



**B-Six Index White** LED



80 x 80 mm  
68 x 68 mm  
70 mm



80 x 80 mm  
68 x 68 mm  
70 mm



BS7403	ALU	LED
	230V	IP20
	TI	
	↑	→
PL-KIT BS7510	850°C	CE
C-BOX BS7500		F

BS7203	ALU	LED
	230V	IP20
	TI	
	↑	→
PL-KIT BS7510	850°C	CE
C-BOX BS7500		F


! Superflux LED




























! Superflux LED

ORBIT®




**B-Six Index White** LED


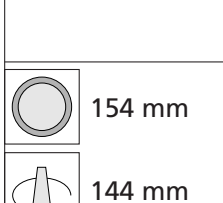




































	80 x 80 mm													
	68 x 68 mm													
	70 mm													
	BS7103	<table border="1"> <tr> <td>ALU</td> <td>LED</td> </tr> <tr> <td></td> <td>IP20</td> </tr> <tr> <td></td> <td></td> </tr> <tr> <td></td> <td></td> </tr> <tr> <td></td> <td>CE</td> </tr> <tr> <td></td> <td></td> </tr> </table>	ALU	LED		IP20						CE		
ALU	LED													
	IP20													
														
														
	CE													
														
PL-KIT	BS7510													
C-BOX	BS7500													
	Superflux LED													



**B-Six In/Out**










































	154 mm																
	144 mm																
	120 mm																
	BS1501 (15°)	<table border="1"> <tr> <td></td> <td>ALU</td> <td>CDM-TM</td> </tr> <tr> <td></td> <td></td> <td></td> </tr> <tr> <td></td> <td></td> <td></td> </tr> <tr> <td></td> <td>IP20</td> <td></td> </tr> <tr> <td></td> <td>CE</td> <td></td> </tr> </table>		ALU	CDM-TM								IP20			CE	
	ALU	CDM-TM															
																	
																	
	IP20																
	CE																
	BS1502 (15°)																
	BS1511 (45°)																
	BS1512 (45°)																
	1 x CDM-TM PGJ5 20W																



**B-Six In/Out**


















	154 mm																
	144 mm																
	120 mm																
	BS1521 (15°)	<table border="1"> <tr> <td></td> <td>ALU</td> <td></td> </tr> <tr> <td></td> <td></td> <td></td> </tr> <tr> <td></td> <td></td> <td></td> </tr> <tr> <td></td> <td>IP20</td> <td></td> </tr> <tr> <td></td> <td>CE</td> <td></td> </tr> </table>		ALU									IP20			CE	
	ALU																
																	
																	
	IP20																
	CE																
	BS1522 (15°)																
	BS1531 (45°)																
	BS1532 (45°)																
	1 x CDM-TC G8,5 35-70W																



**B-Six Atomic** CDM-T/HQI-T



-  154 mm
-  144 mm
-  120 mm




	BS1601 (10°)		ALU	CDM-T HQI-T
	BS1602 (10°)			
				
	BS1611 (45°)		IP20	
	BS1612 (45°)		CE	

 1 x CDM-T G12 35-70W










ORBIT®

**B-Six Round Saver** 2 x 26W



-  257 mm
-  235 mm
-  160 mm






	BS6661	ALU	METAL	
				
				
			IP20	
			CE	

 2 x TC-TEL 26W 230V Gx24 q-3










ORBIT®

**B-Six Round Saver** 2 x 32W



-  257 mm
-  235 mm
-  160 mm



	BS6671	ALU	METAL	
				
				
			IP20	
			CE	

 2 x TC-TEL 32W 230V Gx24 q-3

### B-Six Borderline



BS2001			
BS2002			
BS2003			
PL-KIT BS2000			

1 x MR16 50W

BS3001		
BS3002		
BS3003		

PL-KIT BS2000


1 x GU10 230V/50W

### B-Six Borderline

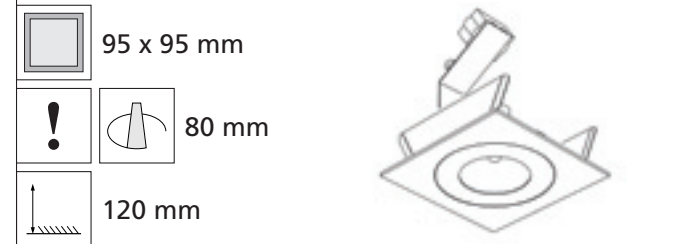


BS2041			
BS2042			
BS2043			
PL-KIT BS2000			

1 x BRITE SPOT ES50 Gx10 35W



### B-Six Duo Square



BS2601			
BS2603			
BS2606			

1 x MR16 50W

BS2611		
BS2613		
BS2616		

1 x GU10 230V/50W



### B-Six Duo Square



BS2621			
BS2623			
BS2626			

1 x BRITE SPOT ES50 Gx10 35W

BS2621			
BS2623			
BS2626			

1 x BRITE SPOT ES50 Gx10 35W





### B-Six Trio Square



	95 x 95 mm	
		80 mm
	120 mm	
	BS2701	ALU 12V 50W
	BS2703	0,5m
	BS2706	
		IP20
		850°C
	1 x MR16 50W	
	BS2711	ALU  GU10 230V - 50W
	BS2713	230V
	BS2716	IP20  0,5m
		850°C
	1 x GU10 230V/50W  GU10 230V - 50W	

### B-Six Trio Square



	95 x 95 mm	
		80 mm
	120 mm	
	BS2721	ALU 220V 35W
	BS2723	METAL  1m
	BS2726	230V
		IP20
		850°C
	1 x BRITE SPOT E550 Gx10 35W	

ORBIT®

### B-Six Eye Square



	95 x 95 mm	
		80 mm
	120 mm	
	BS2801	ALU 12V 50W
	BS2803	0,5m
	BS2806	
		IP20
		850°C
	1 x MR16 50W	
	BS2811	ALU  GU10 230V - 50W
	BS2813	230V
	BS2816	IP20  0,5m
		850°C
	1 x GU10 230V/50W  GU10 230V - 50W	


ORBIT®

### B-Six Eye Square




	95 x 95 mm	
		80 mm
	120 mm	
	BS2821	ALU 220V 35W
	BS2823	METAL  1m
	BS2826	230V
		IP20
		850°C
	1 x BRITE SPOT E550 Gx10 35W	







**B-Six Track 3-Phase 230V**



! Universal Track 16A



**B-Six Track 3-Phase 230V**




 BS1101 (1 m.)	 BS1111 (2 m.)	 BS1121 (3 m.)
 BS1102 (1 m.)	 BS1112 (2 m.)	 BS1122 (3 m.)


**B-Six Track 3-Phase 230V**



 BS1231	Draadophanging 2 m. Suspension cable 2 m.
 BS1232	Wire suspension 2 m. Drahtseilabhängung 2 m.

**B-Six Track 3-Phase 230V**



 BS1221	Eindkap Embout
 BS1222	Dead-end cap Endstück

**B-Six Track 3-Phase 230V**





 BS1210	
--	--

ORBIT®

**B-Six Track 3-Phase 230V**



 BS1241	Beginvoeding Links Alimentation d'extrémité Gauche
 BS1242	Live end Left Einspeisung Links

**B-Six Track 3-Phase 230V**



 BS1281	Centrale voeding Alimentation centrale
 BS1282	Intermediate feeding Einspeisungskupplung

**B-Six Track 3-Phase 230V**





 BS1261	Vaste bocht 90° Out Coude fixe 90° Out
 BS1262	Corner joint 90° Out Bogen 90° Out

ORBIT®



**B-Six Track 3-Phase 230V**



 BS1251	Beginvoeding Rechts Alimentation d'extrémité Droite
 BS1252	Live end Right Einspeisung Rechts


**B-Six Track 3-Phase 230V**



 BS1201	Electrische interne koppeling Jonction électrique interne
 BS1202	Straight connector Electrische Geradekupplung

**B-Six Track 3-Phase 230V**



 BS1271	Vaste bocht 90° In Coude fixe 90° In
 BS1272	Corner joint 90° In Bogen 90° In

ORBIT®

# Bulbs & Beams

- Bulbs & Beams** Scenic
- Bulbs & Beams** Mini Scenic
- Bulbs & Beams** Easy Rider
- Bulbs & Beams** Easy Rider Scenic
- Bulbs & Beams** Choice
- Bulbs & Beams** Piccolo
- Bulbs & Beams** Piccolo No Frame
- Bulbs & Beams** Piccolo Look Out
- Bulbs & Beams** Quadra
- Bulbs & Beams** Vision
- Bulbs & Beams**
- Bulbs & Beams** No Frame
- Bulbs & Beams** Look Out
- Bulbs & Beams** Rondo














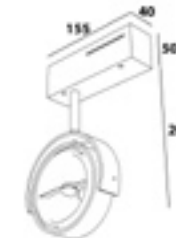








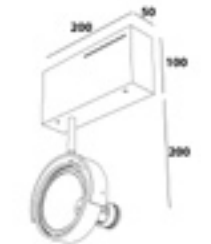
### Bulbs & Beams Scenic QR111



	ALU BB6923			

! 1 x QR111 35-50W

### Bulbs & Beams Scenic CDM-TC / HCI-TC



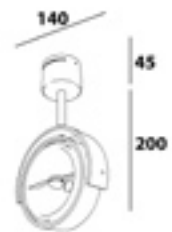
	ALU BB6933			

! BB6933 = 1 x CDM-TC / HCI-TC 35W  
BB6953 = 1 x CDM-TC / HCI-TC 70W

	ALU BB6935			

! BB6935 = 1 x CDM-R 111 35W  
BB6970 = 1 x CDM-R 111 70W

**Bulbs & Beams Scenic QR111**

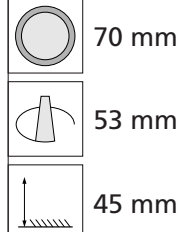


ALU BB6903

ALU	QR 111	TI
1m	230V	
F	IP20	
850°C	CE	

! 1 x QR111 35-50W

**Bulbs & Beams Scenic QR111**

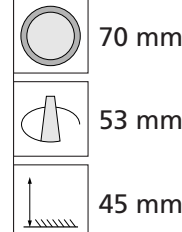
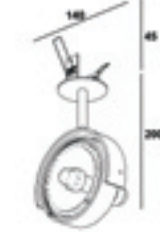


ALU BB6913

ALU	QR 111	X
1m	230V	
F	IP20	
850°C	CE	

! 1 x QR111 35-100W

**Bulbs & Beams Scenic CDM-R 111**



ALU BB6963

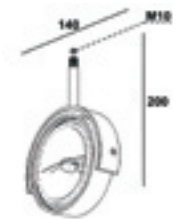
ALU	CDM-R 111	X
F	1m	230V
IP20		
850°C	CE	

! 1 x CDM-R 111 35-70W

**Bulbs & Beams Scenic QR111 / CDM-R 111**



M 10 10 mm



ALU BB6983

F	ALU	X
CDM-R 111	1m	230V
IP20		
850°C	CE	

ALU BB6993

F	ALU	X
QR 111	1m	230V
IP20		
850°C	CE	

! BB6983 = 1 x CDM-R 111 35-70W  
BB6993 = 1 x QR 111 35-100W




**Bulbs & Beams Mini Scenic MR16**



ALU	BB6800	ALU		

! 1 x MR16 50W

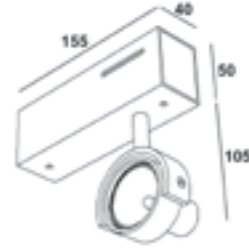
**Bulbs & Beams Mini Scenic MR16**



ALU	BB6813	ALU		

! 1 x MR16 50W

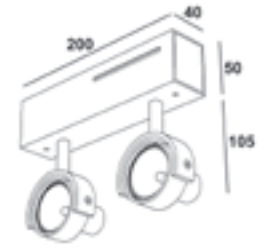
**Bulbs & Beams Mini Scenic MR16**



ALU	BB6803	ALU		

! 1 x MR16 50W

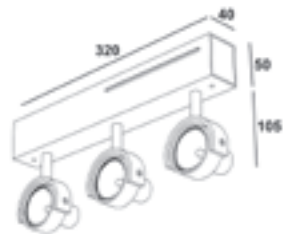
**Bulbs & Beams Mini Scenic MR16**



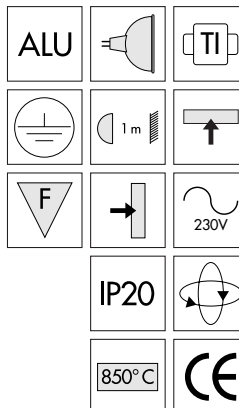
ALU	BB6823	ALU		

! 2 x MR16 50W

**Bulbs & Beams Mini Scenic MR16**

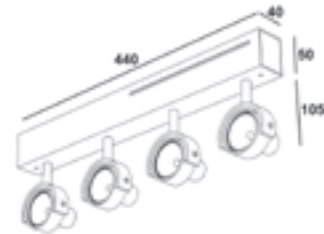


ALU BB6833

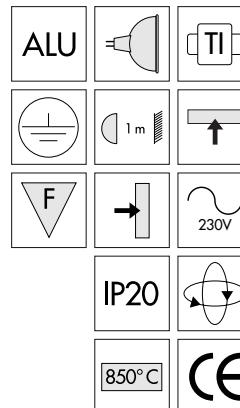


! 3 x MR16 50W

**Bulbs & Beams Mini Scenic MR16**

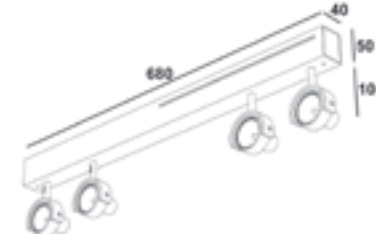


ALU BB6843

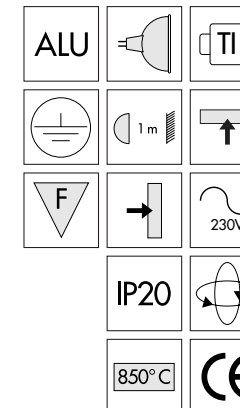


! 4 x MR16 50W

**Bulbs & Beams Mini Scenic MR16**



ALU BB6853

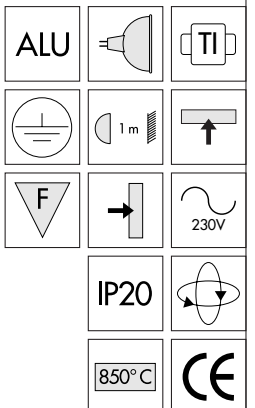


! 4 x MR16 50W

**Bulbs & Beams Mini Scenic MR16**



ALU BB6863



! 6 x MR16 50W







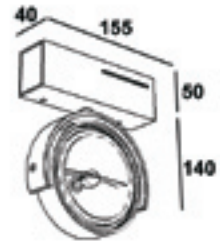








**Bulbs & Beams Easy Rider Scenic QR111**

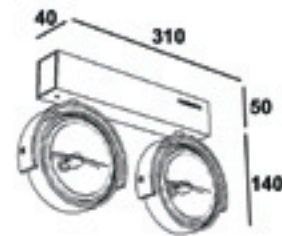


ALU BB8413

ALU		
IP20		
850°C	CE	

! BB8413 = 1 x QR111 35-50W  
BB8513 = 1 x QR111 75-100W

**Bulbs & Beams Easy Rider Scenic QR111**

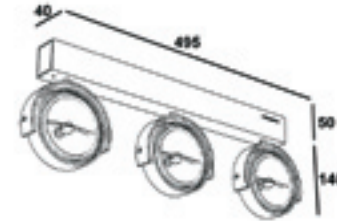


ALU BB8423

ALU		
IP20		
850°C	CE	

! BB8423 = 2 x QR111 35-50W  
BB8523 = 2 x QR111 75-100W

**Bulbs & Beams Easy Rider Scenic QR111**

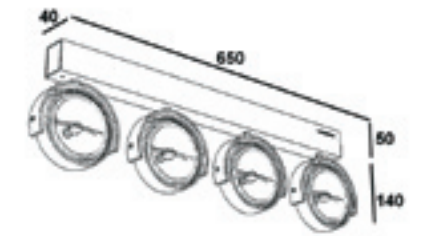


ALU BB8433

ALU		
IP20		
850°C	CE	

! BB8433 = 3 x QR111 35-50W  
BB8533 = 3 x QR111 75-100W

**Bulbs & Beams Easy Rider Scenic QR111**



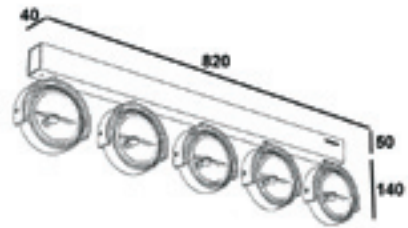
ALU BB8443

ALU		
IP20		
850°C	CE	

! BB8443 = 4 x QR111 35-50W  
BB8543 = 4 x QR111 75-100W



**Bulbs & Beams Easy Rider Scenic QR111**




ALU BB8453

ALU	QR 111	TI
		230V
IP20		
850°C	CE	

! BB8453 = 5 x QR111 35-50W  
BB8553 = 5 x QR111 75-100W

**Bulbs & Beams Easy Rider Scenic QR111**

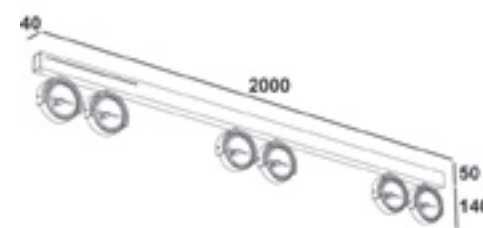


ALU BB8463

ALU	QR 111	TI
		230V
IP20		
850°C	CE	

! BB8463 = 6 x QR111 35-50W  
BB8563 = 6 x QR111 75-100W

**Bulbs & Beams Easy Rider Scenic QR111**

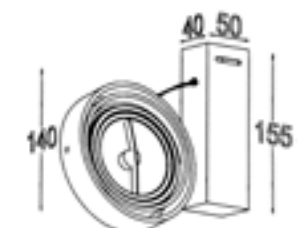


ALU BB8483

ALU	QR 111	TI
		230V
IP20		
850°C	CE	

! BB8483 = 6 x QR111 35-50W  
BB8583 = 6 x QR111 75-100W

**Bulbs & Beams Easy Rider QR111**

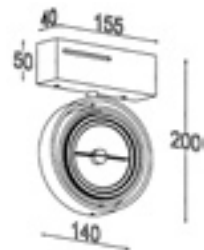


ALU BB7503

ALU	QR 111	TI
		230V
IP20		
850°C	CE	

! BB7503 = 1 x QR111 35-50W  
BB7603 = 1 x QR111 75-100W

**Bulbs & Beams Easy Rider QR111**

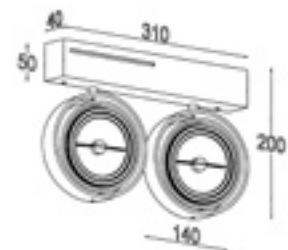


ALU BB7513

ALU		
IP20		
850°C		

! BB7513 = 1 x QR111 35-50W  
BB7613 = 1 x QR111 75-100W

**Bulbs & Beams Easy Rider QR111**

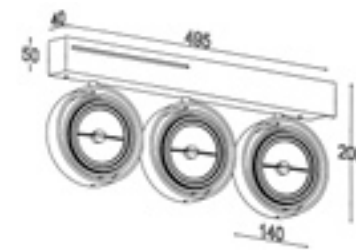


ALU BB7523

ALU		
IP20		
850°C		

! BB7523 = 2 x QR111 35-50W  
BB7623 = 2 x QR111 75-100W

**Bulbs & Beams Easy Rider QR111**

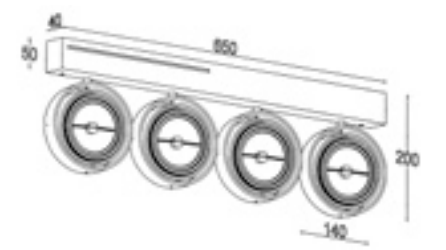


ALU BB7533

ALU		
IP20		
850°C		

! BB7533 = 3 x QR111 35-50W  
BB7633 = 3 x QR111 75-100W

**Bulbs & Beams Easy Rider QR111**



ALU BB7543

ALU		
IP20		
850°C		

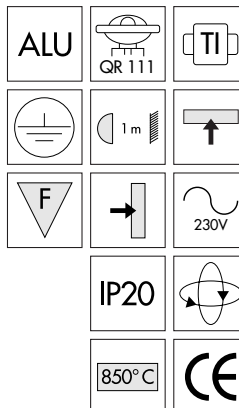
! BB7543 = 4 x QR111 35-50W  
BB7643 = 4 x QR111 75-100W



**Bulbs & Beams Easy Rider QR111**



ALU BB7553

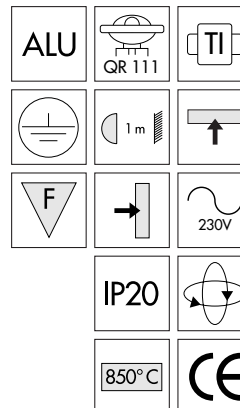


! BB7553 = 5 x QR111 35-50W  
BB7653 = 5 x QR111 75-100W

**Bulbs & Beams Easy Rider QR111**

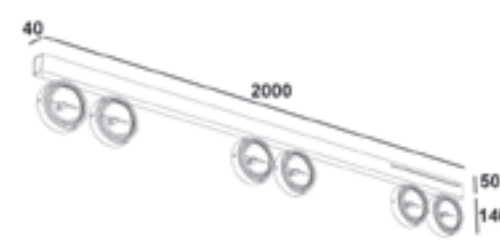


ALU BB7563

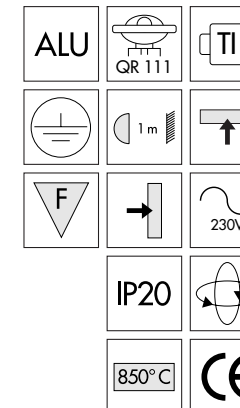


! BB7563 = 6 x QR111 35-50W  
BB7663 = 6 x QR111 75-100W

**Bulbs & Beams Easy Rider QR111**

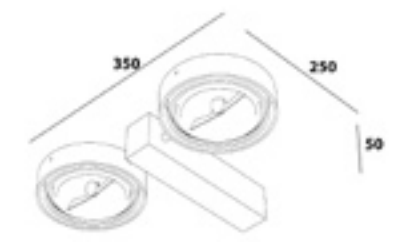


ALU BB7583

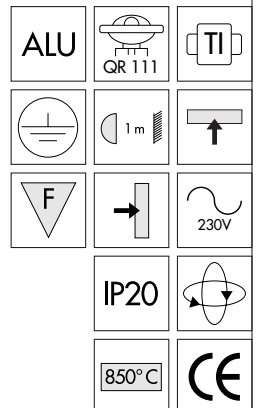


! BB7583 = 6 x QR111 35-50W  
BB7683 = 6 x QR111 75-100W

**Bulbs & Beams Easy Rider QR111**



ALU BB7573

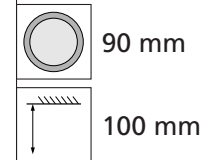


! 2 x QR111 35-50W





**Bulbs & Beams Choice** GU10



ALU BB3707

GU10  
230V - 50W

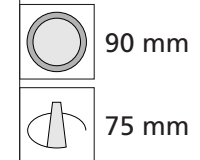
ALU

0,5m

230V

850°C CE

**Bulbs & Beams Choice** MR16 / GU10



ALU BB3507

ALU

12V  
50W

0,5m

IP20


850°C CE

! BB3607 = 1 x GU10 230V 50W

GU10  
230V - 50W



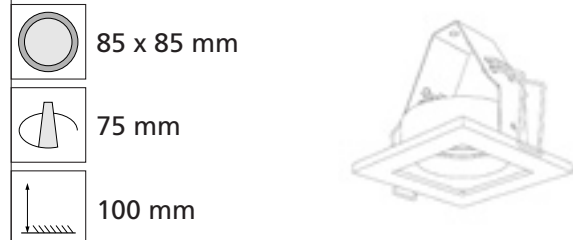
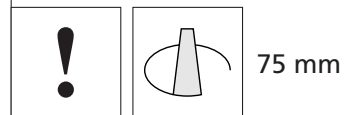

**Bulbs & Beams Choice** MR16 / GU10



ALU	BB3527	ALU	
		12V	
		50W	
		0,5m	
		IP20	
		850°C	CE

! BB3627 = 1 x GU10 230V 50W

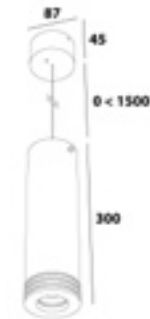
**Bulbs & Beams Choice** MR16 / GU10



ALU	BB3567	ALU	
		12V	
		50W	
		0,5m	
		IP20	
		850°C	CE

! BB3667 = 1 x GU10 230V 50W


**Bulbs & Beams Choice** MR16




ALU	BB3577		ALU	
		F	12V	
		50W	230V	
		1m	CE	
		850°C	IP20	

! 1 x MR16 50W















## Bulbs & Beams Piccolo



BB5101  
BB5103 = 1 x MR16

BB5121  
BB5123 = 1 x GU10

BB5111  
BB5113 = 1 x QR70



BB5131  
BB5133 = 2 x MR16

BB5151  
BB5153 = 2 x GU10

BB5141  
BB5143 = 2 x QR70



BB5161  
BB5163 = 3 x MR16

BB5181  
BB5183 = 3 x GU10

BB5171  
BB5173 = 3 x QR70



BB5231  
BB5233 = 4 x MR16

BB5251  
BB5253 = 4 x GU10

BB5241  
BB5243 = 4 x QR70



BB5201  
BB5203 = 4 x MR16

BB5221  
BB5223 = 4 x GU10

BB5211  
BB5213 = 4 x QR70



BB5261  
BB5263 = 5 x MR16

BB5281  
BB5283 = 5 x GU10

BB5271  
BB5273 = 5 x QR70

## Bulbs & Beams Piccolo MR16 / GU10



120 x 120 mm

110 x 110 mm

120 mm



BB5101

BB5103

ALU 12V 50W

METAL 0,5m

IP20

850°C

BB5121 = 1 x GU10 230V 50W  
BB5123 = 1 x GU10 230V 50W

GU10 230V - 50W

## Bulbs & Beams Piccolo QR 70



120 x 120 mm

110 x 110 mm

120 mm



BB5111

BB5113

ALU QR 70 12V 50W

METAL 1m

IP20

850°C

**Bulbs & Beams Piccolo MR16 / GU10**



**Bulbs & Beams Piccolo QR 70**
















































**Bulbs & Beams Piccolo MR16 / GU10**


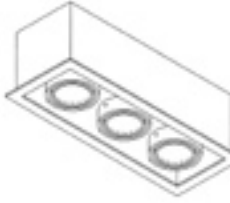

























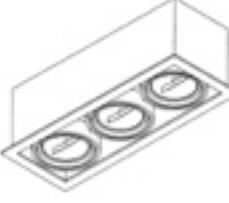



















**Bulbs & Beams Piccolo QR 70**



	220 x 120 mm																
	205 x 110 mm																
	120 mm																
	BB5131 BB5133	<table border="0"> <tr> <td>ALU</td> <td></td> <td>12V 50W</td> </tr> <tr> <td>METAL</td> <td></td> <td>0,5m</td> </tr> <tr> <td>IP20</td> <td></td> <td></td> </tr> <tr> <td>F</td> <td></td> <td></td> </tr> <tr> <td></td> <td>850°C</td> <td>CE</td> </tr> </table>	ALU		12V 50W	METAL		0,5m	IP20			F				850°C	CE
ALU		12V 50W															
METAL		0,5m															
IP20																	
F																	
	850°C	CE															
<p>! BB5151 = 2 x GU10 230V 50W BB5153 = 2 x GU10 230V 50W</p>		 GU10 230V - 50W															

	220 x 120 mm																
	205 x 110 mm																
	120 mm																
	BB5141 BB5143	<table border="0"> <tr> <td>ALU</td> <td>QR 70</td> <td>12V 50W</td> </tr> <tr> <td>METAL</td> <td></td> <td>1m</td> </tr> <tr> <td>IP20</td> <td></td> <td></td> </tr> <tr> <td>F</td> <td></td> <td></td> </tr> <tr> <td></td> <td>850°C</td> <td>CE</td> </tr> </table>	ALU	QR 70	12V 50W	METAL		1m	IP20			F				850°C	CE
ALU	QR 70	12V 50W															
METAL		1m															
IP20																	
F																	
	850°C	CE															
<p>! BB5181 = 3 x GU10 230V 50W BB5183 = 3 x GU10 230V 50W</p>		 GU10 230V - 50W															

	320 x 120 mm																
	305 x 110 mm																
	120 mm																
	BB5161 BB5163	<table border="0"> <tr> <td>ALU</td> <td></td> <td>12V 50W</td> </tr> <tr> <td>METAL</td> <td></td> <td>0,5m</td> </tr> <tr> <td>IP20</td> <td></td> <td></td> </tr> <tr> <td>F</td> <td></td> <td></td> </tr> <tr> <td></td> <td>850°C</td> <td>CE</td> </tr> </table>	ALU		12V 50W	METAL		0,5m	IP20			F				850°C	CE
ALU		12V 50W															
METAL		0,5m															
IP20																	
F																	
	850°C	CE															
<p>! BB5181 = 3 x GU10 230V 50W BB5183 = 3 x GU10 230V 50W</p>		 GU10 230V - 50W															

	320 x 120 mm																
	305 x 110 mm																
	120 mm																
	BB5171 BB5173	<table border="0"> <tr> <td>ALU</td> <td>QR 70</td> <td>12V 50W</td> </tr> <tr> <td>METAL</td> <td></td> <td>1m</td> </tr> <tr> <td>IP20</td> <td></td> <td></td> </tr> <tr> <td>F</td> <td></td> <td></td> </tr> <tr> <td></td> <td>850°C</td> <td>CE</td> </tr> </table>	ALU	QR 70	12V 50W	METAL		1m	IP20			F				850°C	CE
ALU	QR 70	12V 50W															
METAL		1m															
IP20																	
F																	
	850°C	CE															
<p>! BB5181 = 3 x GU10 230V 50W BB5183 = 3 x GU10 230V 50W</p>		 GU10 230V - 50W															




**Bulbs & Beams Piccolo MR16 / GU10**




**Bulbs & Beams Piccolo QR 70**



**Bulbs & Beams Piccolo MR16 / GU10**



**Bulbs & Beams Piccolo QR 70**



	420 x 120 mm				
	405 x 110 mm				
	120 mm				
	BB5231	ALU		12V	50W
	BB5233	METAL		0,5m	
		IP20			
		F			
		850°C	CE		
	BB5251 = 4 x GU10 230V 50W BB5253 = 4 x GU10 230V 50W			GU10	230V - 50W

	420 x 120 mm				
	405 x 110 mm				
	120 mm				
	BB5241	ALU	QR 70	12V	50W
	BB5243	METAL		1m	
		IP20			
		F			
		850°C	CE		

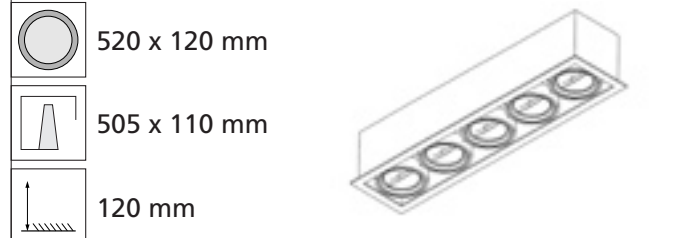
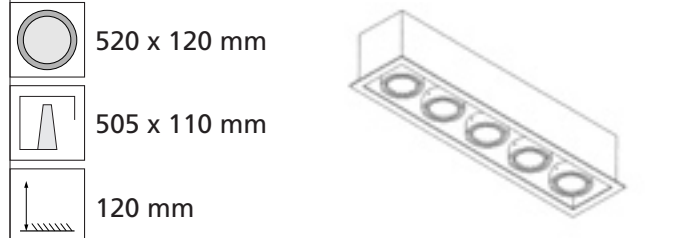
	220 x 220 mm				
	210 x 210 mm				
	120 mm				
	BB5201	ALU		12V	50W
	BB5203	METAL		0,5m	
		IP20			
		F			
		850°C	CE		
	BB5221 = 4 x GU10 230V 50W BB5223 = 4 x GU10 230V 50W			GU10	230V - 50W

	220 x 220 mm				
	210 x 210 mm				
	120 mm				
	BB5211	ALU	QR 70	12V	50W
	BB5213	METAL		1m	
		IP20			
		F			
		850°C	CE		

### Bulbs & Beams Piccolo MR16 / GU10



### Bulbs & Beams Piccolo QR 70



	BB5261	ALU		12V 50W
	BB5263	METAL		0,5m
		IP20		

	BB5271	ALU	QR 70	12V 50W
	BB5273	METAL		1m
		IP20		

! BB5281 = 5 x GU10 230V 50W  
BB5283 = 5 x GU10 230V 50W



### Bulbs & Beams Piccolo No Frame


BB55101 = 1 x MR16 BB55102 = 1 x GU10 BB55111 = 1 x QR70	BB55131 = 2 x MR16 BB55132 = 2 x GU10 BB55141 = 2 x QR70	BB55161 = 3 x MR16 BB55162 = 3 x GU10 BB55171 = 3 x QR70	BB55201 = 4 x MR16 BB55202 = 4 x GU10 BB55231 = 4 x QR70

### No Frame KIT

KIT BB30001	
KIT BB30002	
KIT BB30003	
KIT BB30007	



**Bulbs & Beams Piccolo No Frame MR16/GU10**



**Bulbs & Beams Piccolo No Frame QR70**



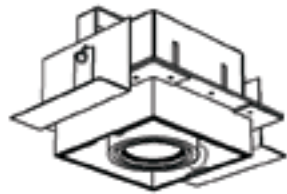
**Bulbs & Beams Piccolo No Frame MR16/GU10**



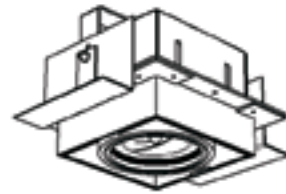
**Bulbs & Beams Piccolo No Frame QR70**



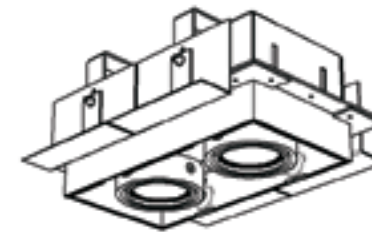
p. 52



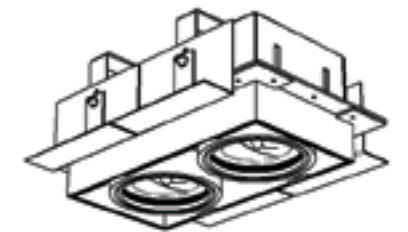
p. 52
























p. 52
























p. 52




	BB55101	ALU		12V 50W
	BB55102	METAL		0,5m
			IP20	
				
<b>KIT</b>	BB30001			


	BB55111	ALU	QR 70	12V 50W
	BB55112	METAL		1m
			IP20	
				
<b>KIT</b>	BB30001			

	BB55131	ALU		12V 50W
	BB55132	METAL		0,5m
			IP20	
				
<b>KIT</b>	BB30002			

	BB55141	ALU	QR 70	12V 50W
	BB55142	METAL		1m
			IP20	
				
<b>KIT</b>	BB30002			

 BB55121 = 1 x GU10 230V 50W  
BB55122 = 1 x GU10 230V 50W



 BB55151 = 2 x GU10 230V 50W  
BB55152 = 2 x GU10 230V 50W



**Bulbs & Beams Piccolo No Frame MR16/GU10**



**Bulbs & Beams Piccolo No Frame QR70**



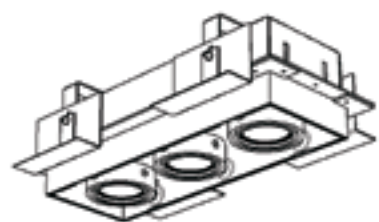
**Bulbs & Beams Piccolo No Frame MR16/GU10**



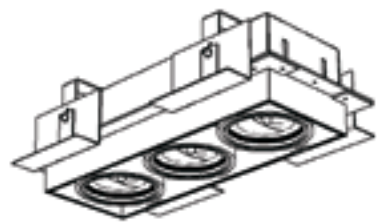
**Bulbs & Beams Piccolo No Frame QR70**



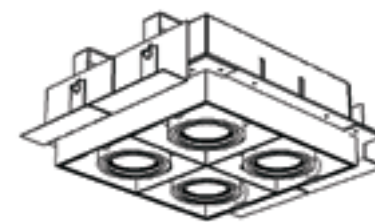
p. 52



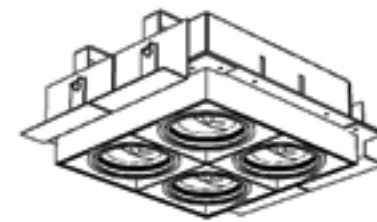
p. 52



p. 52



p. 52



	BB55161	ALU		12V 50W
	BB55162	METAL		0,5m
			IP20	
<b>KIT</b>	BB30003			

	BB55171	ALU	QR 70	12V 50W
	BB55172	METAL		1m
			IP20	
<b>KIT</b>	BB30003			

	BB55201	ALU		12V 50W
	BB55202	METAL		0,5m
			IP20	
<b>KIT</b>	BB30007			

	BB55231	ALU	QR 70	12V 50W
	BB55232	METAL		1m
			IP20	
<b>KIT</b>	BB30007			

BB55181 = 3 x GU10 230V 50W  
BB55182 = 3 x GU10 230V 50W



BB55221 = 4 x GU10 230V 50W  
BB55222 = 4 x GU10 230V 50W



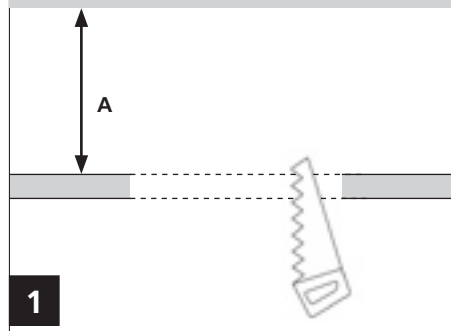


**Piccolo No Frame** INSTALLATION

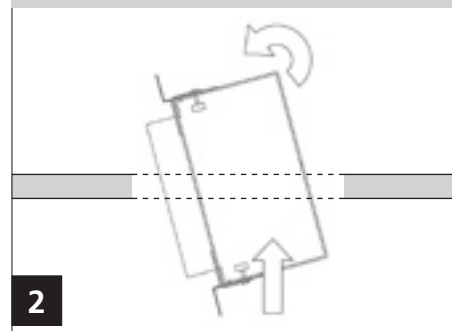
	Ceiling height 150 mm < A < 250 mm	Ceiling height A > 250 mm
1L	150 x 110	150 x 110
2L	210 x 110	210 x 110
3L	350 x 110	310 x 110
4C	250 x 210	210 x 210

1L 150 x 110 150 x 110  
 2L 210 x 110 210 x 110  
 3L 350 x 110 310 x 110  
 4C 250 x 210 210 x 210

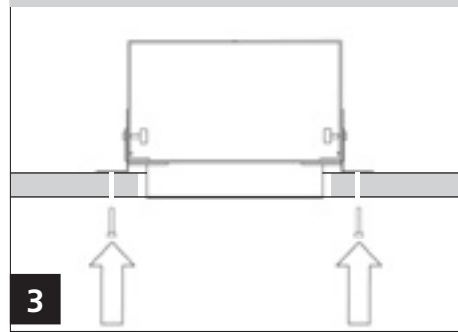
**Piccolo No Frame** STEP 1



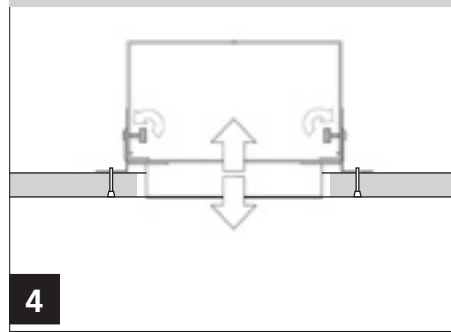
**Piccolo No Frame** STEP 2



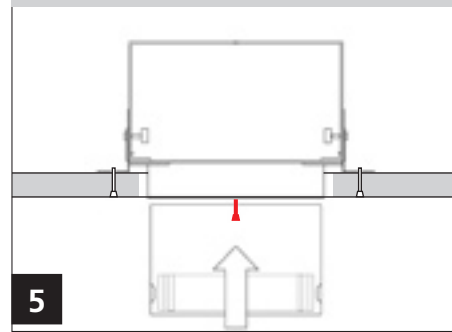
**Piccolo No Frame** STEP 3



**Piccolo No Frame** STEP 4




**Piccolo No Frame** STEP 5




**Piccolo No Frame** KIT BB30001



**Piccolo No Frame** KIT BB30002



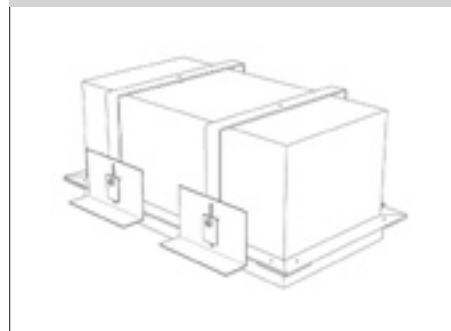
**Piccolo No Frame** KIT BB30003



**Piccolo No Frame** KIT BB30007



**Piccolo No Frame**

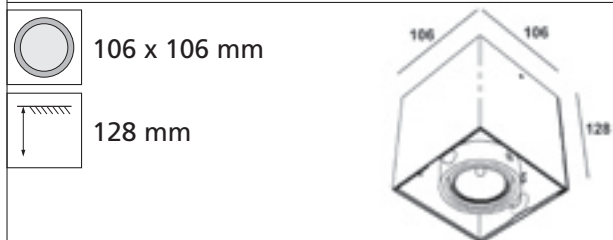


**Bulbs & Beams** Piccolo Look Out

 BB65103 = 1 x MR16 COATED BB65113 = 1 x QR70	 BB65133 = 2 x MR16 COATED BB65143 = 2 x QR70	 BB65163 = 3 x MR16 COATED BB65173 = 3 x QR70	 BB65203 = 4 x MR16 COATED BB65213 = 4 x QR70
 BB75103 = 1 x MR16 COATED BB75113 = 1 x QR70 BB65123 = 1 x GU10	 BB75133 = 2 x MR16 COATED BB75143 = 2 x QR70 BB65153 = 2 x GU10	 BB75163 = 3 x MR16 COATED BB75173 = 3 x QR70 BB65183 = 3 x GU10	 BB75203 = 4 x MR16 COATED BB75213 = 4 x QR70 BB65223 = 4 x GU10

**! USE OF COATED LAMPS NECESSARY**

**Bulbs & Beams** Piccolo Look Out MR16/GU10



**BB65103**

METAL	12V 50W	
ALU	230V	
	850°C	CE

! Coated lamps

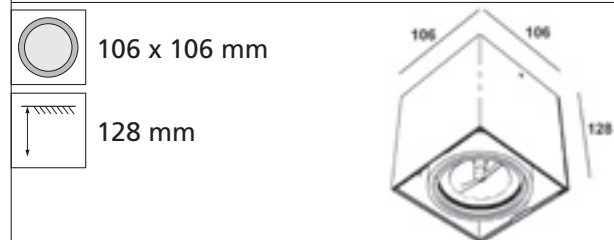
**BB75103**

METAL	12V 50W	
ALU	0,5m	
	850°C	CE

! Coated lamps

! BB65123 = 1 x GU10 50W

**Bulbs & Beams** Piccolo Look Out QR70



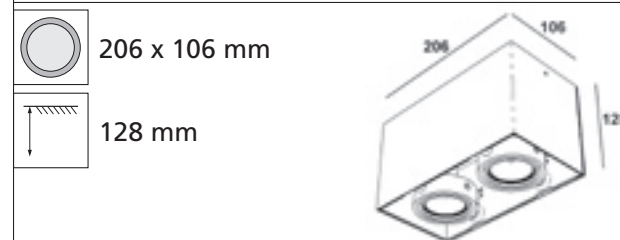
**BB65113**

METAL	12V 50W	QR 70
ALU	230V	
	850°C	CE

**BB75113**

METAL	12V 50W	QR 70
ALU	0,5m	
	850°C	CE

**Bulbs & Beams** Piccolo Look Out MR16/GU10



**BB65133**

METAL	12V 50W	
ALU	230V	
	850°C	CE

! Coated lamps

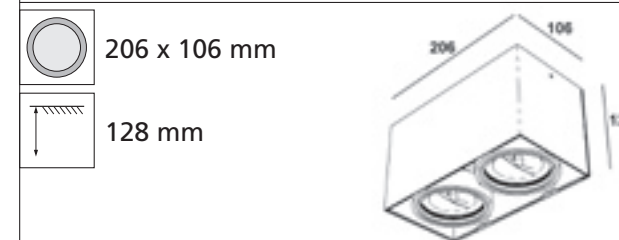
**BB75133**

METAL	12V 50W	
ALU	0,5m	
	850°C	CE

! Coated lamps

! BB65153 = 2 x GU10 50W

**Bulbs & Beams** Piccolo Look Out QR70



**BB65143**

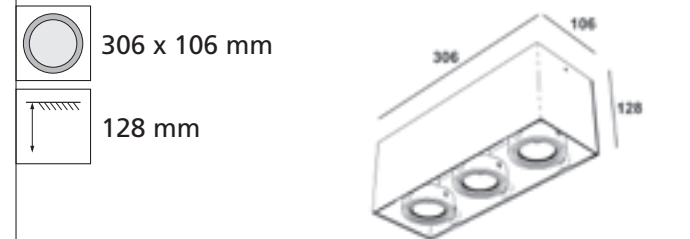
METAL	12V 50W	QR 70
ALU	230V	
	850°C	CE

**BB75143**

METAL	12V 50W	QR 70
ALU	0,5m	
	850°C	CE



**Bulbs & Beams** Piccolo Look Out MR16/GU10

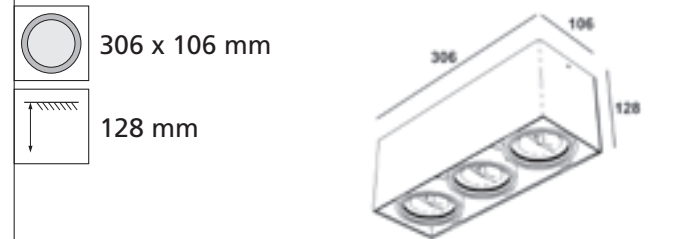


BB65163	METAL	12V 50W	
	ALU	230V	
		850°C	CE
! Coated lamps			

BB75163	METAL	12V 50W	
	ALU	0,5m	
		850°C	CE
! Coated lamps			

! BB65183 = 3 x GU10 50W GU10 230V - 50W

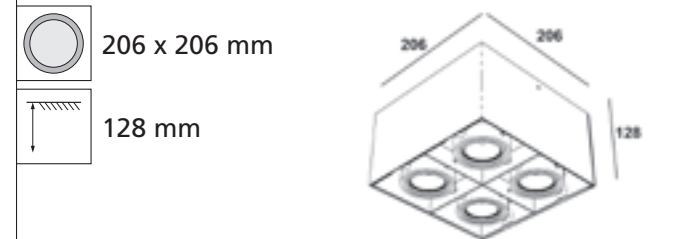
**Bulbs & Beams** Piccolo Look Out QR70



BB65173	METAL	12V 50W	QR 70
	ALU	230V	
		850°C	CE

BB75173	METAL	12V 50W	QR 70
	ALU	0,5m	
		850°C	CE

**Bulbs & Beams** Piccolo Look Out MR16/GU10

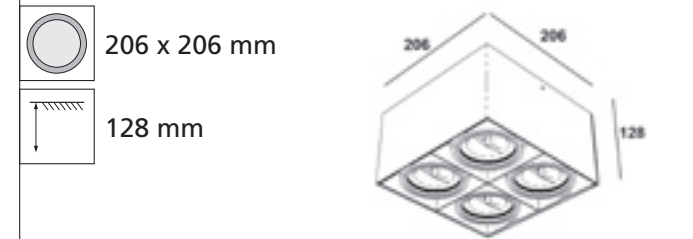


BB65203	METAL	12V 50W	
	ALU	230V	
		850°C	CE
! Coated lamps			

BB75203	METAL	12V 50W	
	ALU	0,5m	
		850°C	CE
! Coated lamps			

! BB65223 = 4 x GU10 50W GU10 230V - 50W

**Bulbs & Beams** Piccolo Look Out QR70



BB65213	METAL	12V 50W	QR 70
	ALU	230V	
		850°C	CE

BB75213	METAL	12V 50W	QR 70
	ALU	0,5m	
		850°C	CE













**Bulbs & Beams Quadra MR16 / GU10**



80 x 80 mm  
73 x 66 mm  
130 mm



		BB5001		METAL	
		BB5003		12V 50W	
		BB5011		0,5m	
		BB5012	IP20		
		BB5014	850°C	CE	
		BB5016			

		BB6001	METAL	GU10 230V - 50W	
		BB6043			230V
		BB6011		0,5m	
		BB6012	IP20		
		BB6014	850°C	CE	
		BB6016			

**ORBIT**

**Bulbs & Beams Quadra MR16 / GU10**



Wit / Wit  
Blanc / Blanc  
White / White  
Weiß / Weiß




Grijs / Grijs  
Gris / Gris  
Grey / Grey  
Grau / Grau



Wit / Zwart  
Blanc / Noir  
White / Black  
Weiß / Schwarz



Grijs / Zwart  
Gris / Noir  
Grey / Black  
Grau / Schwarz



Goud 24 k / Zwart  
Doré 24 k / Noir  
Gold 24 k / Black  
Gold 24 k / Schwarz



Alu geborsteld / Zwart  
Alu-brossé / Noir  
Alu-brushed / Black  
Alu-gebürstelt / Schwarz



**Bulbs & Beams Quadra TC-TEL 13W / HF**




**Bulbs & Beams Quadra TC-TEL 18W / HF**



**Bulbs & Beams Vision MR16**



**Bulbs & Beams Vision MR16**



	107 x 107 mm	
	100 x 100 mm	
	160 mm	
	BB5301	ALU METAL
	BB5303	F E/CG 1m
		230V
		IP20
		850°C

	150 x 150 mm	
	136 x 136 mm	
	210 mm	
	BB5311	ALU METAL
	BB5313	F E/CG 1m
		230V
		IP20
		850°C

	140 x 90 mm	
	130 x 75 mm	
	150 mm	
	BB5033	45° METAL
		F X 0,5m
		12V 50W
		IP20
		850°C

	160 x 90 mm	
	150 x 75 mm	
	160 mm	
	BB5043	45° METAL
		F X 0,5m
		12V 50W
		IP20
		850°C

! 1 x TC-TEL 13W / GX 24q-1 HF

! 1 x TC-TEL 18W / GX 24q-2 HF


! 1 x MR16 50W

! 2 x MR16 50W











## Bulbs & Beams



BB4511  
BB4513 = 1 x QR111

BB4571  
BB4573 = 1 x CDM-R

BB4591  
BB4593 = 1 x CDM-T

BB4241  
BB4243 = 1 x SDW-TG

BB4311  
BB4313 = 1 x TC-TEL 32W

BB4411  
BB4413 = 1 x TC-TEL 42W

BB5511  
BB5513 = 1 x CDM-R 111



BB4521  
BB4523 = 2 x QR111

BB4601  
BB4603 = 2 x CDM-R

BB4611  
BB4613 = 2 x CDM-T

BB4261  
BB4263 = 2 x SDW-TG

BB4331  
BB4333 = 2 x TC-TEL 32W

BB4431  
BB4433 = 2 x TC-TEL 42W

BB4621  
BB4623 = 1 x QR111 + 1 x CDM-R

BB4631  
BB4633 = 1 x QR111 + 1 x CDM-T

BB4251  
BB4253 = 1 x QR111 + 1 x SDW-TG

BB4321  
BB4323 = 1 x QR111 + 1 x TC-TEL 32W

BB4421  
BB4423 = 1 x QR111 + 1 x TC-TEL 42W

BB5521  
BB5523 = 2 x CDM-R 111

BB5621  
BB5623 = 1 x QR111 + 1 x CDM-R 111



BB4531  
BB4533 = 3 x QR111

BB4641  
BB4643 = 3 x CDM-R

BB4651  
BB4653 = 3 x CDM-T

BB4671  
BB4673 = 1 x QR111 + 2 x CDM-R

BB4681  
BB4683 = 1 x QR111 + 2 x CDM-T

BB4581  
BB4583 = 2 x QR111 + 1 x CDM-R

BB4661  
BB4663 = 2 x QR111 + 1 x CDM-T

BB4271  
BB4273 = 2 x QR111 + 1 x SDW-TG

BB4341  
BB4343 = 2 x QR111 + 1 x TC-TEL 32W

BB4441  
BB4443 = 2 x QR111 + 1 x TC-TEL 42W

BB4281  
BB4283 = 2 x MR16 + 1 x CDM-R

BB4291  
BB4293 = 2 x MR16 + 1 x CDM-T

BB4301  
BB4303 = 2 x MR16 + 1 x SDW-TG

BB5531  
BB5533 = 3 x CDM-R 111

BB5631  
BB5633 = 2 x QR111 + 1 x CDM-R 111



BB4911  
BB4913 = 4 x QR111

BB4921  
BB4923 = 2 x QR111 + 2 x CDM-R

BB4931  
BB4933 = 2 x QR111 + 2 x CDM-T

BB4961  
BB4963 = 2 x QR111 + 2 x SDW-TG

BB4371  
BB4373 = 2 x QR111 + 2 x TC-TEL 32W

BB4471  
BB4473 = 2 x QR111 + 2 x TC-TEL 42W

BB5571  
BB5573 = 4 x CDM-R 111

BB5671  
BB5673 = 2 x QR111 + 2 x CDM-R 111



BB4541  
BB4543 = 4 x QR111

BB4691  
BB4693 = 4 x CDM-R

BB4701  
BB4703 = 4 x CDM-T

BB4711  
BB4713 = 2 x QR111 + 2 x CDM-R

BB4721  
BB4723 = 2 x QR111 + 2 x CDM-T

BB4941  
BB4943 = 2 x QR111 + 2 x SDW-TG

BB4351  
BB4353 = 2 x QR111 + 2 x TC-TEL 32W

BB4451  
BB4453 = 2 x QR111 + 2 x TC-TEL 42W

BB4731  
BB4733 = 3 x QR111 + 1 x CDM-R

BB4741  
BB4743 = 3 x QR111 + 1 x CDM-T

BB4951  
BB4953 = 3 x QR111 + 1 x SDW-TG

BB5541  
BB5543 = 4 x CDM-R 111

BB5641  
BB5643 = 2 x QR111 + 2 x CDM-R 111

BB5741  
BB5743 = 3 x QR111 + 1 x CDM-R 111



BB4751  
BB4753 = 5 x QR111

BB4761  
BB4763 = 5 x CDM-R

BB4771  
BB4773 = 5 x CDM-T

BB4781  
BB4783 = 3 x QR111 + 2 x CDM-R

BB4791  
BB4793 = 3 x QR111 + 2 x CDM-T

BB4971  
BB4973 = 3 x QR111 + 2 x SDW-TG

BB4361  
BB4363 = 3 x QR111 + 2 x TC-TEL 32W

BB4461  
BB4463 = 3 x QR111 + 2 x TC-TEL 42W

BB5551  
BB5553 = 5 x CDM-R 111

BB5651  
BB5653 = 3 x QR111 + 2 x CDM-R 111



BB4981  
BB4983 = 6 x QR111

BB4991  
BB4993 = 4 x QR111 + 2 x CDM-R


BB4801  
BB4803 = 4 x QR111 + 2 x CDM-T

BB4811  
BB4813 = 4 x QR111 + 2 x SDW-TG

BB5561  
BB5563 = 6 x CDM-R 111

BB5661  
BB5663 = 4 x QR111 + 2 x CDM-R 111

## Bulbs & Beams Basic Finishing



## Bulbs & Beams Wieland Safety-connector



## Bulbs & Beams Ensto Quick-connector



## Bulbs & Beams Reflector

CDM-T / SDW-TG 15°/35°  
CDM-TC 15°/35°/60°



**Bulbs & Beams** QR111




201 x 201 mm  
 175 x 175 mm  
 115 mm



	BB4511	ALU	METAL	
	BB4513	12V	100W	
				IP20

! 1 x QR111 100W

**Bulbs & Beams** PAR 30 / CDM-R



201 x 201 mm  
 175 x 175 mm  
 180 mm



	BB4571	ALU	METAL	PAR 30
	BB4573	CDM-R		
				230V
			IP20	

! 1 x PAR 30 / CDM-R 35-70W

**Bulbs & Beams** CDM-T/HQI-T



201 x 201 mm  
 175 x 175 mm  
 180 mm



	BB4591	ALU	METAL	CDM-T
	BB4593	HQI-T		
				230V
			IP20	

! 1 x CDM-T/HQI-T 35-70W

**Bulbs & Beams** SDW-TG



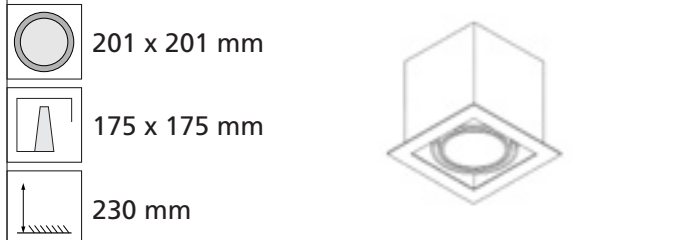
201 x 201 mm  
 175 x 175 mm  
 180 mm



	BB4241	ALU	METAL	SDW-TG
	BB4243			
				230V
			IP20	

! 1 x SDW-TG 50-100W

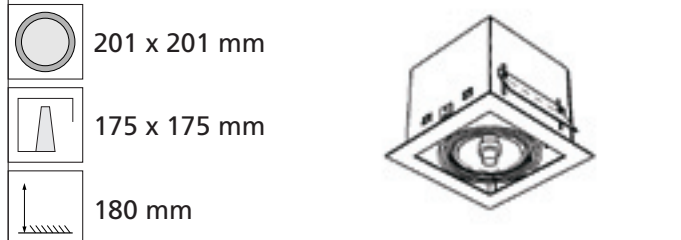
**Bulbs & Beams** TC-TEL 32-42W



		BB4311	ALU	METAL	
		BB4313	F	E/CG	0,5m
					230V
				IP20	
				CE	

! BB4311 - BB4313 = 1 x TC-TEL 32W GX 24q-3  
BB4411 - BB4413 = 1 x TC-TEL 42W GX 24q-4

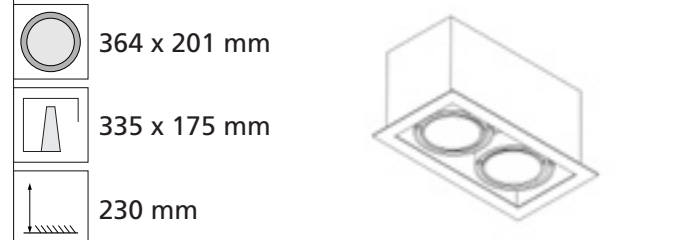
**Bulbs & Beams** CDM-R 111



		BB5511	ALU	METAL	CDM-R 111
		BB5513		X	1m
			F		
				IP20	
				CE	

! 1 x CDM-R 111 35-70W

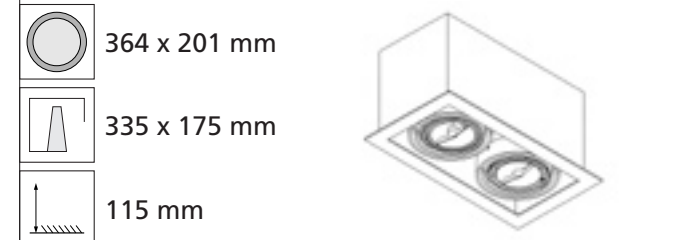
**Bulbs & Beams** TC-TEL 32-42W



		BB4331	ALU	METAL	
		BB4333	F	E/CG	0,5m
					230V
				IP20	
				CE	

! BB4331 - BB4333 = 2 x TC-TEL 32W GX 24q-3  
BB4431 - BB4433 = 2 x TC-TEL 42W GX 24q-4

**Bulbs & Beams** QR111

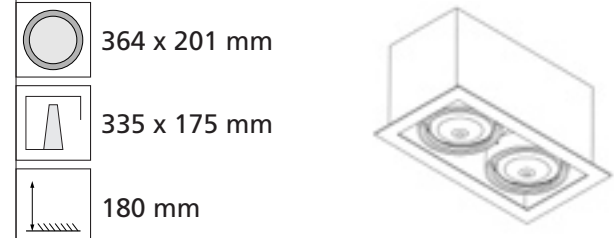



		BB4521	ALU	METAL	QR 111
		BB4523	12V 100W	X	1m
			F	III	IP20
				CE	

! 2 x QR111 100W



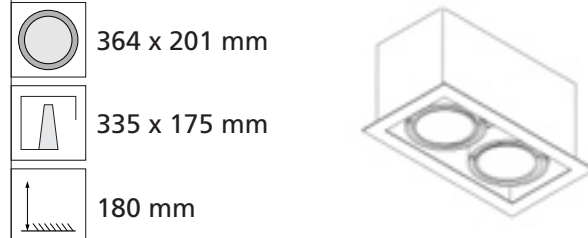
**Bulbs & Beams** PAR 30 / CDM-R



	364 x 201 mm		
	335 x 175 mm		
	180 mm		
	BB4601	ALU	METAL
	BB4603	PAR 30	CDM-R
			1m
			230V
			IP20
			850°C
			CE

! 2 x PAR 30 / CDM-R 35-70W

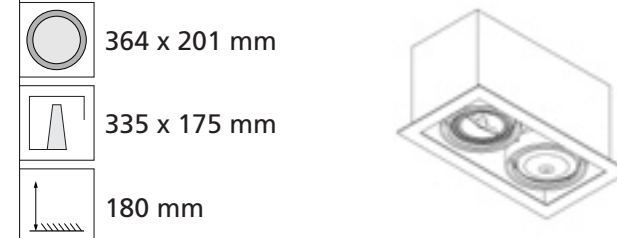
**Bulbs & Beams** CDM-T/HQI-T



	364 x 201 mm		
	335 x 175 mm		
	180 mm		
	BB4611	ALU	METAL
	BB4613	CDM-T	HQI-T
			1m
			230V
			IP20
			850°C
			CE

! 2 x CDM-T/HQI-T 35-70W

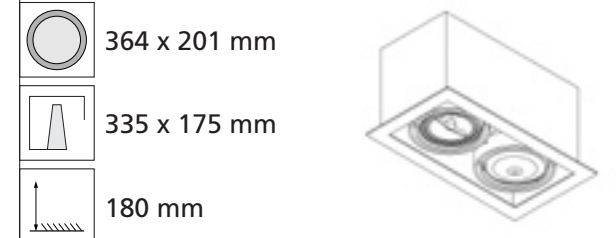
**Bulbs & Beams** PAR 30 / CDM-R / QR111



	364 x 201 mm		
	335 x 175 mm		
	180 mm		
	BB4621	ALU	METAL
	BB4623	PAR 30	CDM-R
			1m
			230V
			12V
			100W
			IP20
			850°C
			CE

! 1 x PAR 30 / CDM-R 35-70W + 1 x QR111 100W

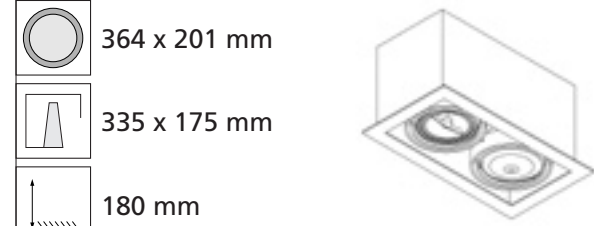
**Bulbs & Beams** CDM-T / QR111



	364 x 201 mm		
	335 x 175 mm		
	180 mm		
	BB4631	ALU	METAL
	BB4633	CDM-T	HQI-T
			1m
			230V
			12V
			100W
			IP20
			850°C
			CE

! 1 x CDM-T/HQI-T 35-70W + 1 x QR111 100W

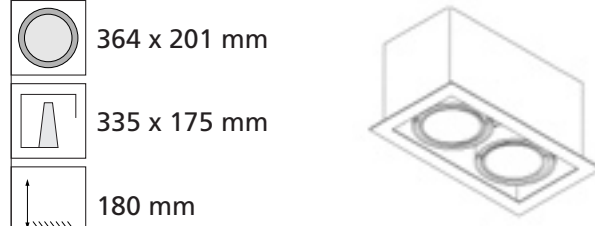
**Bulbs & Beams** SDW-TG / QR111



		BB4251	ALU	METAL	
		BB4253	SDW-TG		
		12V 100W			
				IP20	
				CE	

! 1 x SDW-TG 50-100W + 1 x QR111 35-100W

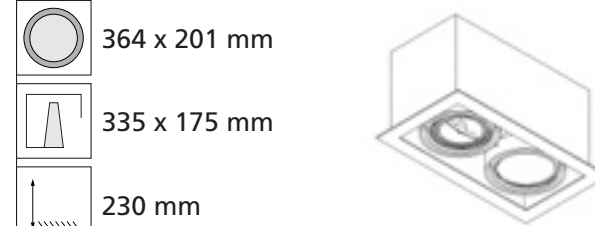
**Bulbs & Beams** SDW-TG



		BB4261	ALU	METAL	SDW-TG
		BB4263			
			IP20		
				CE	

! 2 x SDW-TG 50-100W

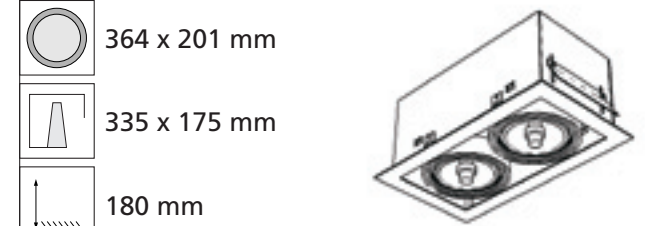
**Bulbs & Beams** TC-TEL 32-42W / QR111



		BB4321	ALU	METAL		
		BB4323		12V 100W		
				IP20		
				CE		

! BB4321 - BB4323 = 1 x TC-TEL 32W + 1 x QR111 100W  
BB4421 - BB4423 = 1 x TC-TEL 42W + 1 x QR111 100W

**Bulbs & Beams** CDM-R 111

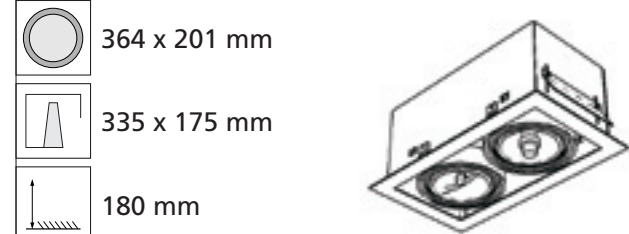


		BB5521	ALU	METAL	CDM-R 111
		BB5523			
			IP20		
				CE	

! 2 x CDM-R 111 35-70W



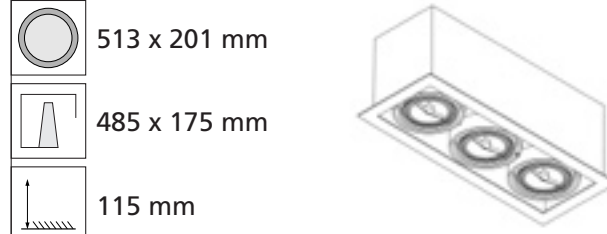
**Bulbs & Beams** CDM-R 111 / QR111



	BB5621	ALU	METAL	CDM-R 111
	BB5623			1m
				230V
				IP20
				850°C

! 1 x CDM-R 111 35-70W + 1 x QR111 35-100W

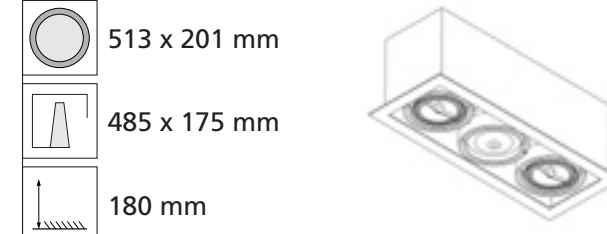
**Bulbs & Beams** QR111



	BB4531	ALU	METAL	
	BB4533	12V 100W		1m
				230V
				IP20
				850°C

! 3 x QR111 100W

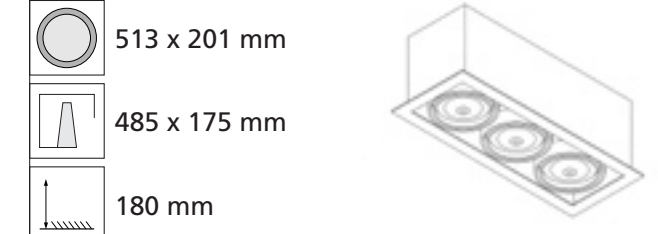

**Bulbs & Beams** PAR 30 / CDM-R / QR111



	BB4581	ALU	METAL	
	BB4583	PAR 30 CDM-R		1m
		12V 100W		230V
				IP20
				850°C

! 1 x PAR 30 / CDM-R 35-70W + 2 x QR111 100W

**Bulbs & Beams** PAR 30 / CDM-R



	BB4641	ALU	METAL	PAR 30 CDM-R
	BB4643			1m
				230V
				IP20
				850°C

! 3 x PAR 30 / CDM-R 35-70W

**Bulbs & Beams** CDM-T/HQI-T



**Bulbs & Beams** CDM-T/HQI-T / QR111






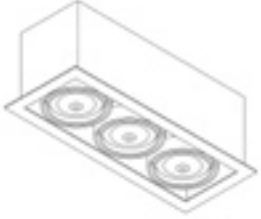
**Bulbs & Beams** PAR 30 / CDM-R / QR111






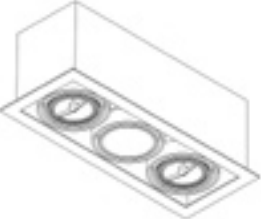
**Bulbs & Beams** CDM-T/HQI-T / QR111






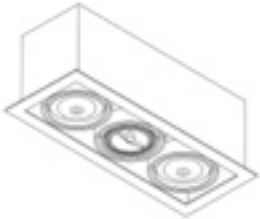
 513 x 201 mm  
 485 x 175 mm  
 180 mm







 513 x 201 mm  
 485 x 175 mm  
 180 mm


































 513 x 201 mm  
 485 x 175 mm  
 180 mm



































 513 x 201 mm  
 485 x 175 mm  
 180 mm



		BB4651			
		BB4653			
					
				IP20	
				CE	

		BB4661			
		BB4663			
			12V 100W		
					IP20
					CE

		BB4671			
		BB4673			
			12V 100W		
					IP20
					CE

		BB4681			
		BB4683			
			12V 100W		
					IP20
					CE

**!** 3 x CDM-T/HQI-T 35-70W

**!** 1 x CDM-T/HQI-T 35-70W + 2 x QR111 100W

**!** 2 x PAR 30 / CDM-R 35-70W + 1 x QR111 100W

**!** 2 x CDM-T/HQI-T 35-70W + 1 x QR111 100W



**Bulbs & Beams** SDW-TG / QR111



**Bulbs & Beams** MR16 / CDM-R



**Bulbs & Beams** MR16 / CDM-T/HQI-T



**Bulbs & Beams** MR16 / SDW-TG



513 x 201 mm

485 x 175 mm

180 mm

513 x 201 mm

485 x 175 mm

180 mm

513 x 201 mm

485 x 175 mm

180 mm

513 x 201 mm

485 x 175 mm

180 mm

		BB4271	ALU	METAL	
		BB4273	SDW-TG		1m
			12V 100W		230V
					IP20
				850°C	CE

		BB4281	ALU	METAL	
		BB4283	PAR 30 CDM-R		1m
			12V 50W		230V
					IP20
				850°C	CE

		BB4291	ALU	METAL	
		BB4293	CDM-T HQI-T		1m
			12V 50W		230V
					IP20
				850°C	CE

		BB4301	ALU	METAL	
		BB4303	SDW-TG		1m
			12V 50W		230V
					IP20
				850°C	CE

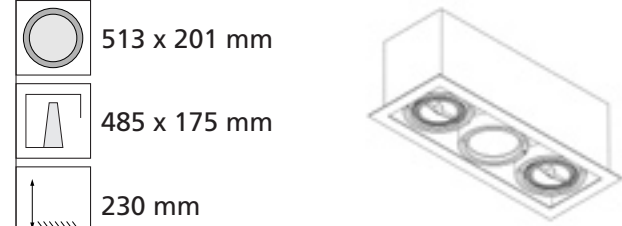
! 1 x SDW-TG 50-100W + 2 x QR111 100W

! 2 x MR16 50W + 1 x PAR 30 / CDM-R 35-70W

! 2 x MR16 50W + 1 x CDM-T/HQI-T 35-70W

! 2 x MR16 50W + 1 x SDW-TG 50-100W

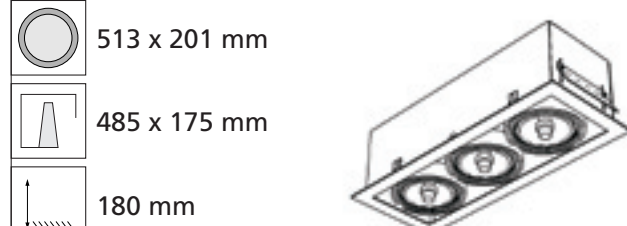
**Bulbs & Beams** TC-TEL 32-42W / QR111



		BB4341	ALU	METAL	
		BB4343			
			12V 100W		
					IP20
					CE

! BB4341 - BB4343 = 1 x TC-TEL 32W GX 24q-3 + 2 x QR111  
BB4441 - BB4443 = 1 x TC-TEL 42W GX 24q-4 + 2 x QR111

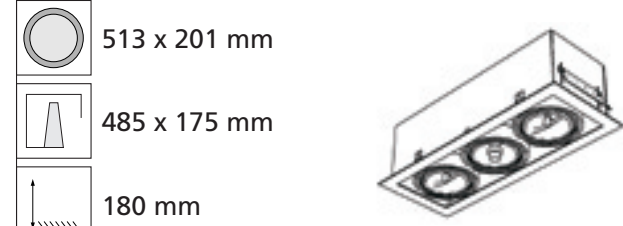
**Bulbs & Beams** CDM-R 111



		BB5531	ALU	METAL	CDM-R 111
		BB5533			
					IP20
					CE

! 3 x CDM-R 111 35-70W

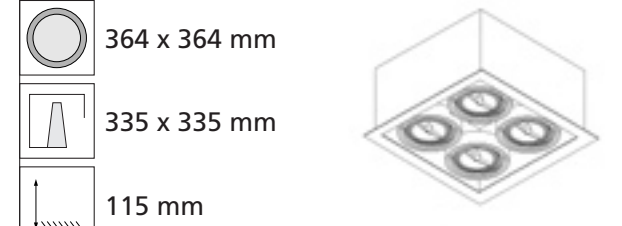
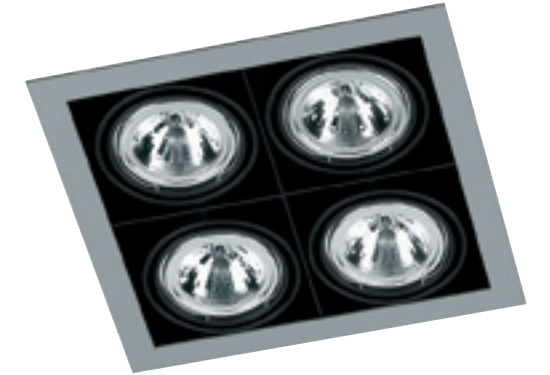
**Bulbs & Beams** CDM-R 111 / QR111



		BB5631	ALU	METAL	CDM-R 111
		BB5633			
			12V 100W		
					IP20
					CE

! 1 x CDM-R 111 35-70W + 2 x QR111 100W

**Bulbs & Beams** QR111

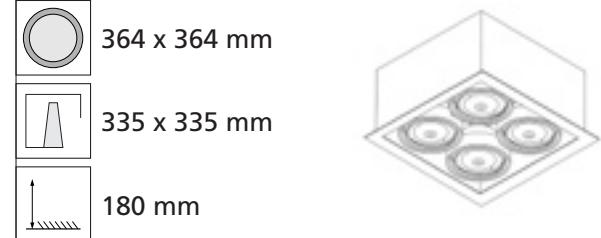


		BB4541	ALU	METAL	
		BB4543	12V 100W		
					IP20
					CE

! 4 x QR111 100W



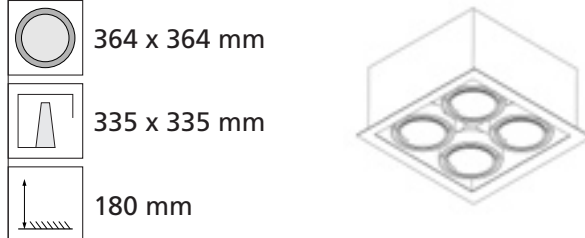
**Bulbs & Beams** PAR 30 / CDM-R



	BB4691	ALU	METAL	PAR 30 CDM-R
	BB4693			

! 4 x PAR 30 / CDM-R 35-70W

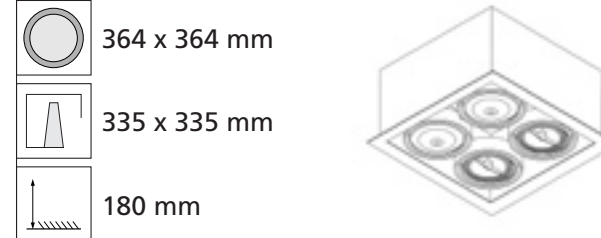
**Bulbs & Beams** CDM-T/HQI-T



	BB4701	ALU	METAL	CDM-T HQI-T
	BB4703			

! 4 x CDM-T/HQI-T 35-70W

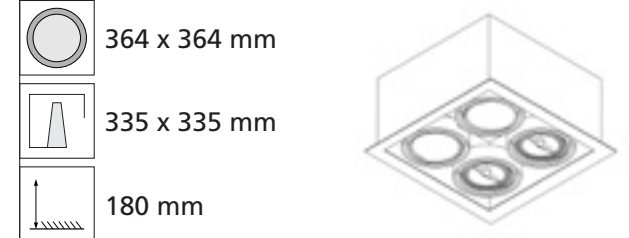
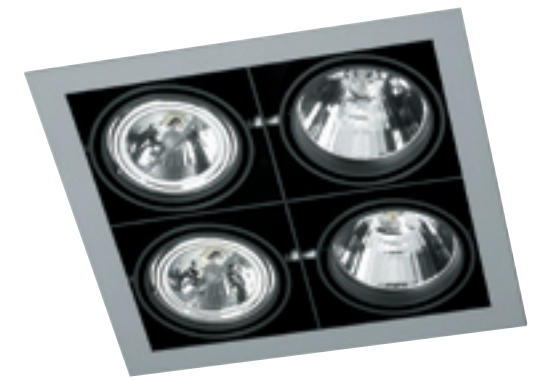
**Bulbs & Beams** PAR 30 / CDM-R / QR111



	BB4711	ALU	METAL	
	BB4713	PAR 30 CDM-R		
		12V 100W		

! 2 x PAR 30 / CDM-R 35-70W + 2 x QR111 100W


**Bulbs & Beams** CDM-T/HQI-T / QR111



	BB4721	ALU	METAL	
	BB4723	CDM-T HQI-T		
		12V 100W		

! 2 x CDM-T/HQI-T 35-70W + 2 x QR111 100W

**Bulbs & Beams** PAR 30 / CDM-R / QR111



**Bulbs & Beams** CDM-T/HQI-T / QR111



**Bulbs & Beams** SDW-TG / QR111



**Bulbs & Beams** SDW-TG / QR111



364 x 364 mm  
 335 x 335 mm  
 180 mm

364 x 364 mm  
 335 x 335 mm  
 180 mm

364 x 364 mm  
 335 x 335 mm  
 180 mm

364 x 364 mm  
 335 x 335 mm  
 180 mm

	BB4731	ALU	METAL	
	BB4733	PAR 30 CDM-R		
		12V 100W		
				IP20
			850°C	CE

	BB4741	ALU	METAL	
	BB4743	CDM-T HQI-T		
		12V 100W		
				IP20
			850°C	CE

	BB4941	ALU	METAL	
	BB4943	SDW-TG		
		12V 100W		
				IP20
			850°C	CE

	BB4951	ALU	METAL	
	BB4953	SDW-TG		
		12V 100W		
				IP20
			850°C	CE

**!** 1 x PAR 30 / CDM-R 35-70W + 3 x QR111 100W

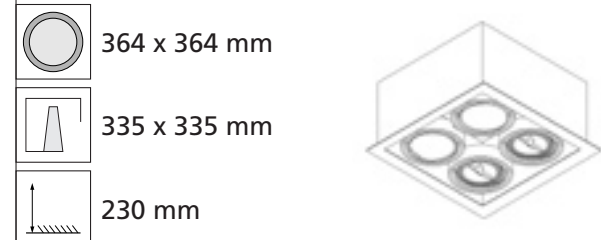
**!** 1 x CDM-T/HQI-T 35-70W + 3 x QR111 100W

**!** 2 x SDW-TG 50-100W + 2 x QR111 100W

**!** 1 x SDW-TG 50-100W + 3 x QR111 100W



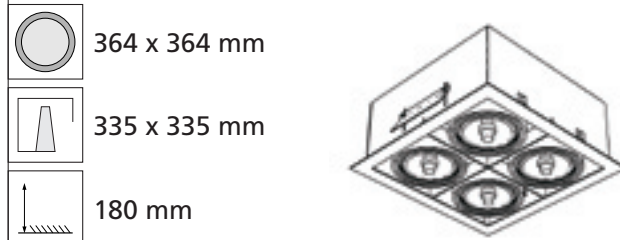
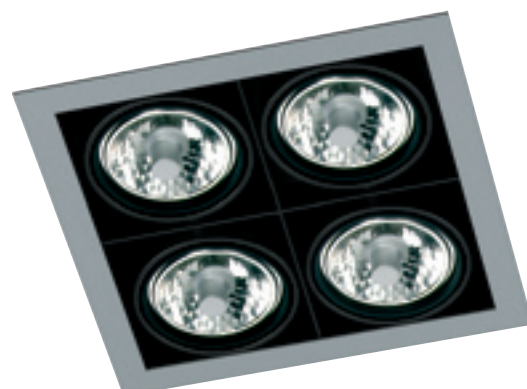
**Bulbs & Beams** TC-TEL 32-42W / QR111



	BB4351	ALU	METAL	
	BB4353			
		12V 100W		230V
				IP20
			850°C	CE

! BB4351 - BB4353 = 2 x TC-TEL 32W GX 24q-3 + 2 x QR111  
BB4451 - BB4453 = 2 x TC-TEL 42W GX 24q-4 + 2 x QR111

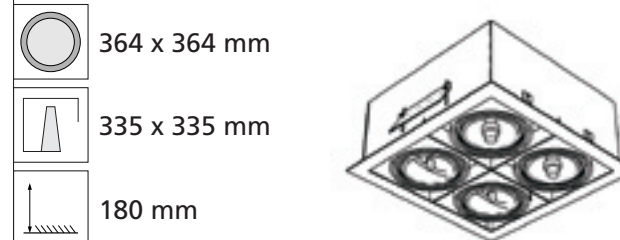
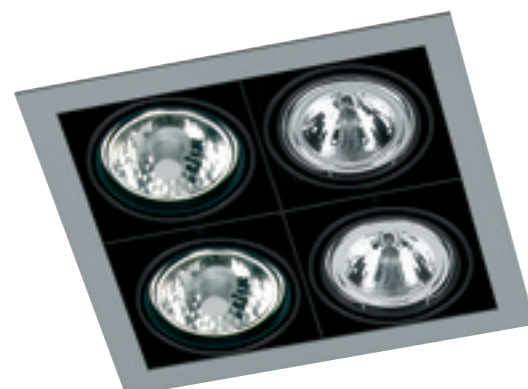
**Bulbs & Beams** CDM-R 111



	BB5541	ALU	METAL	CDM-R 111
	BB5543			
		12V 100W		230V
				IP20
			850°C	CE

! 4 x CDM-R 111 35-70W

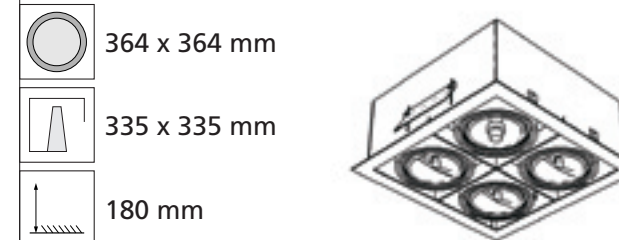
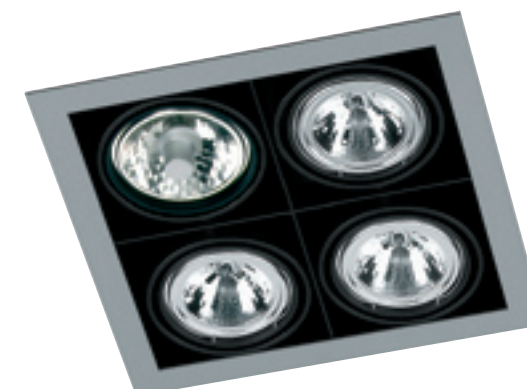
**Bulbs & Beams** CDM-R 111 / QR111



	BB5641	ALU	METAL	CDM-R 111
	BB5643			
		12V 100W		230V
				IP20
			850°C	CE

! 2 x CDM-R 111 35-70W + 2 x QR111 100W

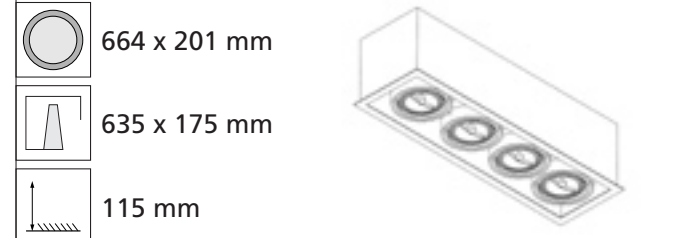
**Bulbs & Beams** CDM-R 111 / QR111



	BB5741	ALU	METAL	CDM-R 111
	BB5743			
		12V 100W		230V
				IP20
			850°C	CE

! 1 x CDM-R 111 35-70W + 3 x QR111 100W

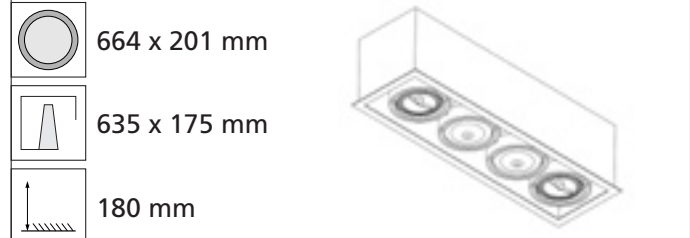
**Bulbs & Beams** QR111



	BB4911	ALU	METAL	
	BB4913	12V 100W		

! 4 x QR111 100W

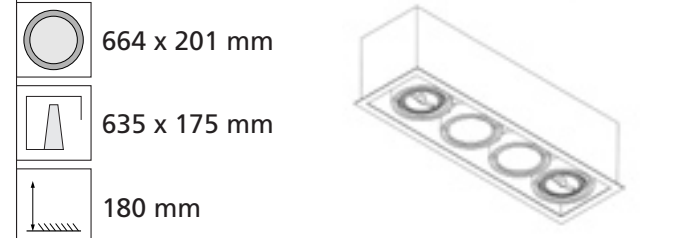
**Bulbs & Beams** PAR 30 / CDM-R / QR111



	BB4921	ALU	METAL	
	BB4923	PAR 30 CDM-R		
		12V 100W		

! 2 x PAR 30 / CDM-R 35-70W + 2 x QR111 100W

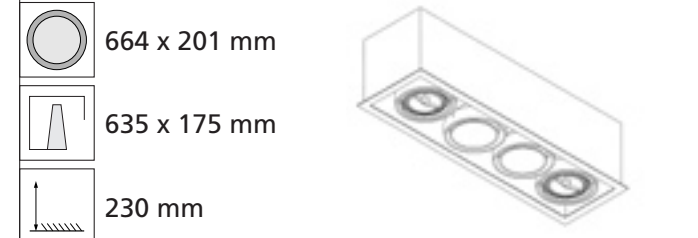
**Bulbs & Beams** CDM-T/HQI-T / QR111



	BB4931	ALU	METAL	
	BB4933	CDM-T HQI-T		
		12V 100W		

! 2 x CDM-T/HQI-T 35-70W + 2 x QR111 100W

**Bulbs & Beams** TC-TEL 32-42W / QR111

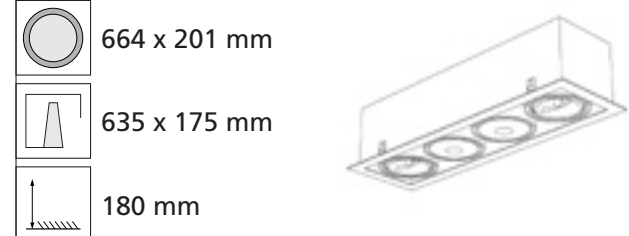


	BB4371	ALU	METAL	
	BB4373			
		12V 100W		

! BB4371 - BB4373 = 2 x TC-TEL 32W GX 24q-3 + 2 x QR111  
BB4471 - BB4473 = 2 x TC-TEL 42W GX 24q-4 + 2 x QR111



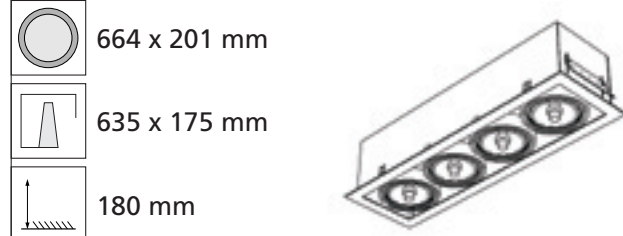
**Bulbs & Beams** SDW-TG / QR111



	BB4961	ALU	METAL	
	BB4963	SDW-TG		
		12V 100W		
				IP20
			850°C	CE

! 2 x SDW-TG 50-100W + 2 x QR111 100W

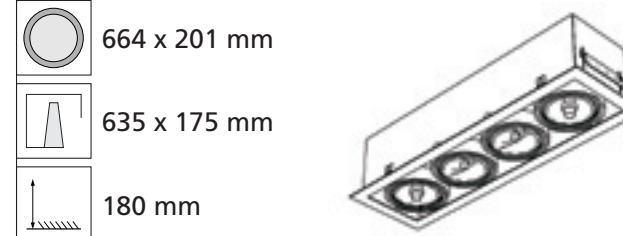
**Bulbs & Beams** CDM-R 111



	BB5571	ALU	METAL	CDM-R 111
	BB5573			
				IP20
			850°C	CE

! 4 x CDM-R 111 35-70W

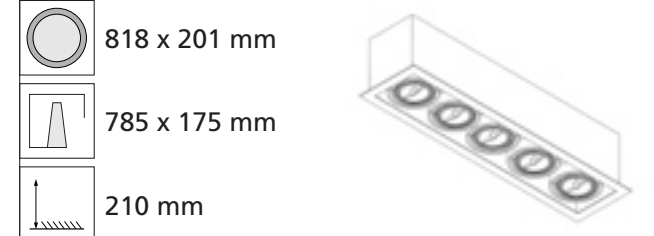
**Bulbs & Beams** CDM-R 111 / QR111



	BB5671	ALU	METAL	CDM-R 111
	BB5673			
		12V 100W		
				IP20
			850°C	CE

! 2 x CDM-R 111 35-70W + 2 x QR111 100W

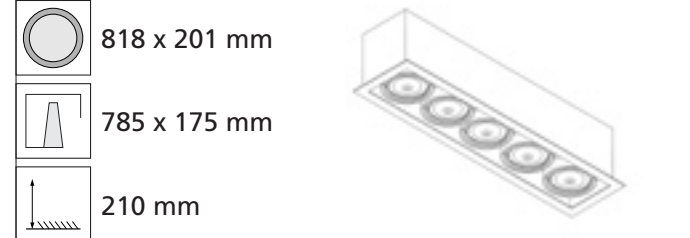
**Bulbs & Beams** QR111



	BB4751	ALU	METAL	
	BB4753	12V 100W		
				IP20
				IP20
			850°C	CE

! 5 x QR111 100W

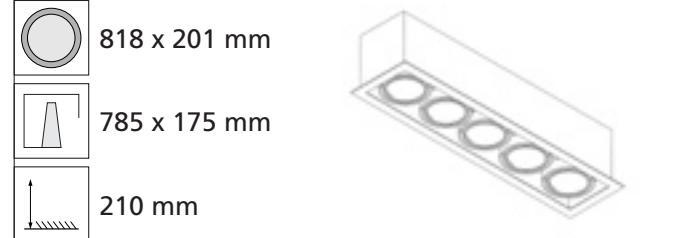
**Bulbs & Beams** PAR 30 / CDM-R



	BB4761	ALU	METAL	PAR 30 CDM-R
	BB4763			1m
				230V
				IP20
				CE

! 5 x PAR 30 / CDM-R 35-70W

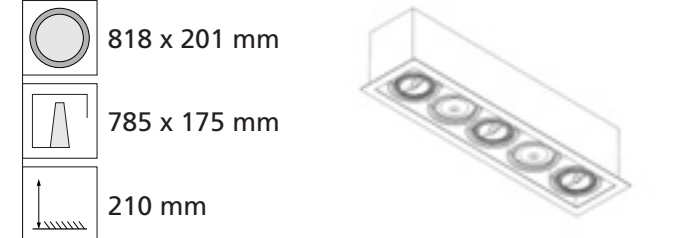
**Bulbs & Beams** CDM-T/HQI-T



	BB4771	ALU	METAL	CDM-T HQI-T
	BB4773			1m
				230V
				IP20
				CE

! 5 x CDM-T/HQI-T 35-70W

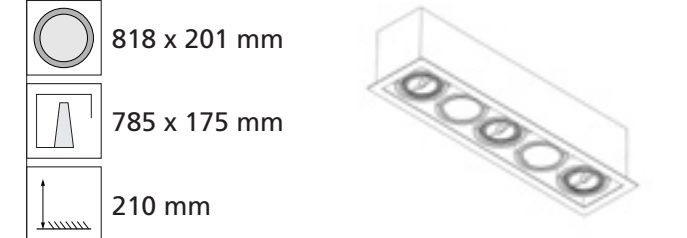
**Bulbs & Beams** PAR 30 / CDM-R / QR111



	BB4781	ALU	METAL	
	BB4783	PAR 30 CDM-R		1m
		12V 100W		230V
				IP20
				CE

! 2 x PAR 30 / CDM-R 35-70W + 3 x QR111 100W

**Bulbs & Beams** CDM-T/HQI-T / QR111



	BB4791	ALU	METAL	
	BB4793	CDM-T HQI-T		1m
		12V 100W		230V
				IP20
				CE

! 2 x CDM-T/HQI-T 35-70W + 3 x QR111 100W



**Bulbs & Beams** TC-TEL 32-42W / QR111



**Bulbs & Beams** SDW-TG / QR111



**Bulbs & Beams** CDM-R 111



**Bulbs & Beams** CDM-R 111 / QR111



818 x 201 mm

785 x 175 mm

230 mm

818 x 201 mm

785 x 175 mm

210 mm

818 x 201 mm

785 x 175 mm

210 mm

818 x 201 mm

785 x 175 mm

210 mm

	BB4361	ALU	METAL	
	BB4363			
		12V 100W		
			850°C	CE

	BB4971	ALU	METAL	
	BB4973	SDW-TG		
		12V 100W		
			850°C	CE

	BB5551	ALU	METAL	CDM-R 111
	BB5553			
		850°C	CE	

	BB5651	ALU	METAL	CDM-R 111
	BB5653			
		12V 100W		
			850°C	CE

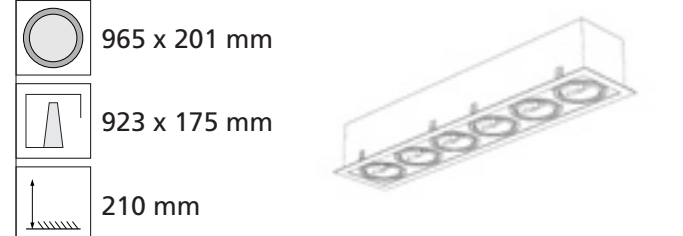
! BB4361 - BB4363 = 2 x TC-TEL 32W GX 24q-3 + 3 x QR111  
BB4461 - BB4463 = 2 x TC-TEL 42W GX 24q-4 + 3 x QR111

! 2 x SDW-TG 50-100W + 3 x QR111 100W

! 5 x CDM-R 111 35-70W

! 2 x CDM-R 111 35-70W + 3 x QR111 100W

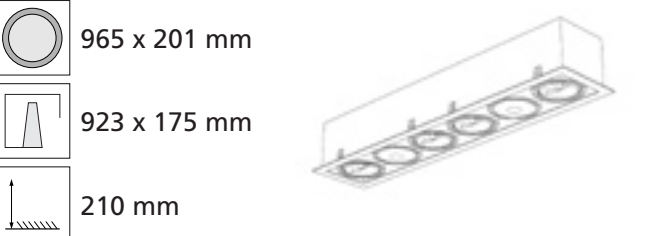
**Bulbs & Beams** QR111



		BB4981	ALU	METAL	
		BB4983	12V 100W		
		IP20			

! 6 x QR111 100W

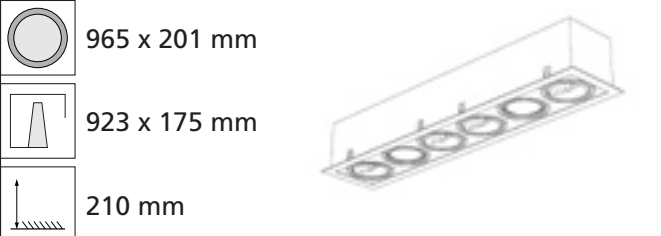
**Bulbs & Beams** CDM-R / QR111



		BB4991	ALU	METAL	
		BB4993	12V 100W		
			PAR 30 CDM-R		
		IP20			

! 2 x CDM-R 35-70W + 4 x QR111 100W

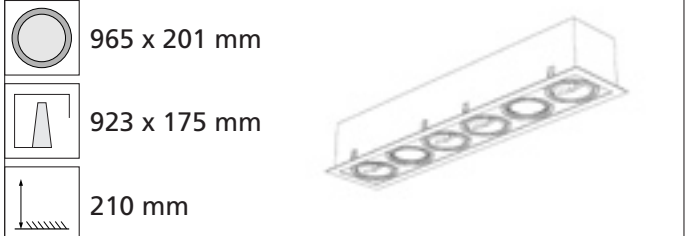
**Bulbs & Beams** CDM-T/HQI-T / QR111



		BB4801	ALU	METAL	
		BB4803	CDM-T HQI-T		
			12V 100W		
		IP20			

! 2 x CDM-T/HQI-T 35-70W + 4 x QR111 100W

**Bulbs & Beams** SDW-TG / QR111



		BB4811	ALU	METAL	
		BB4813	SDW-TG		
			12V 100W		
		IP20			

! 2 x SDW-TG 50-100W + 4 x QR111 100W



**Bulbs & Beams** CDM-R 111



	965 x 201 mm	
	923 x 175 mm	
	210 mm	
	BB5561	ALU METAL CDM-R 111
	BB5563	1m
		230V

**!** 6 x CDM-R 111 35-70W

**Bulbs & Beams** CDM-R 111 / QR111



	965 x 201 mm	
	923 x 175 mm	
	210 mm	
	BB5661	ALU METAL CDM-R 111
	BB5663	1m
		12V 100W  230V

**!** 2 x CDM-R 111 35-70W + 4 x QR111 100W













## No Frame



BB54511  
BB54512 = 1 x QR111

BB54571  
BB54572 = 1 x CDM-R

BB54591  
BB54592 = 1 x CDM-T

BB54241  
BB54242 = 1 x SDW-TG

BB55511  
BB55512 = 1 x CDM-R 111



BB54521  
BB54522 = 2 x QR111

BB54601  
BB54602 = 2 x CDM-R

BB54611  
BB54612 = 2 x CDM-T

BB54621  
BB54622 = 1 x QR111 + 1 x CDM-R

BB54631  
BB54632 = 1 x QR111 + 1 x CDM-T

BB54251  
BB54252 = 1 x QR111 + 1 x SDW-TG

BB54261  
BB54262 = 2 x SDW-TG

BB55521  
BB55522 = 2 x CDM-R 111

BB55621  
BB55622 = 1 x QR111 + 1 x CDM-R 111



BB54531  
BB54532 = 3 x QR111

BB54581  
BB54582 = 2 x QR111 + 1 x CDM-R

BB54661  
BB54662 = 2 x QR111 + 1 x CDM-T

BB54271  
BB54272 = 2 x QR111 + 1 x SDW-TG

BB54281  
BB54282 = 2 x MR16 + 1 x CDM-R

BB54291  
BB54292 = 2 x MR16 + 1 x CDM-T

BB54301  
BB54302 = 2 x MR16 + 1 x SDW-TG

BB55531  
BB55532 = 3 x CDM-R 111

BB55631  
BB55632 = 2 x QR111 + 1 x CDM-R 111



BB54911  
BB54912 = 4 x QR111

BB54711  
BB54712 = 2 x QR111 + 2 x CDM-R

BB54721  
BB54722 = 2 x QR111 + 2 x CDM-T

BB54731  
BB54732 = 3 x QR111 + 1 x CDM-R

BB54741  
BB54742 = 3 x QR111 + 1 x CDM-T

BB54941  
BB54942 = 2 x QR111 + 2 x SDW-TG

BB54951  
BB54952 = 3 x QR111 + 1 x SDW-TG

BB55541  
BB55542 = 4 x CDM-R 111

BB55641  
BB55642 = 2 x QR111 + 2 x CDM-R 111

BB55741  
BB55742 = 3 x QR111 + 1 x CDM-R 111



BB54541  
BB54542 = 4 x QR111

BB54921  
BB54922 = 2 x QR111 + 2 x CDM-R

BB54931  
BB54932 = 2 x QR111 + 2 x CDM-T

BB54961  
BB54962 = 2 x QR111 + 2 x SDW-TG

BB55571  
BB55572 = 4 x CDM-R 111

BB55671  
BB55672 = 2 x QR111 + 2 x CDM-R 111



BB54751  
BB54752 = 5 x QR111

BB54781  
BB54782 = 3 x QR111 + 2 x CDM-R

BB54791  
BB54792 = 3 x QR111 + 2 x CDM-T

BB54971  
BB54972 = 3 x QR111 + 2 x SDW-TG

BB55551  
BB55552 = 5 x CDM-R 111

BB55651  
BB55652 = 3 x QR111 + 2 x CDM-R 111



BB54981  
BB54982 = 6 x QR111

BB54991  
BB54992 = 4 x QR111 + 2 x CDM-R

BB54801  
BB54802 = 4 x QR111 + 2 x CDM-T

BB54811  
BB54812 = 4 x QR111 + 2 x SDW-TG

BB55561  
BB55562 = 6 x CDM-R 111

BB55661  
BB55662 = 4 x QR111 + 2 x CDM-R 111

## No Frame KIT

LOW

KIT BB50001      KIT BB40001

KIT BB50002      KIT BB40002

KIT BB50003      KIT BB40003

KIT BB50004      KIT BB40004

KIT BB50007      KIT BB40007

KIT BB50005

KIT BB50006

## Bulbs & Beams No Frame QR111



p. 137 tabel 1



**KIT** BB40001

p. 138

130 mm



**KIT** BB60001 Economic

	BB54511	METAL		12V 100W
	BB54512	ALU		
			IP20	
		850°C	CE	

1 x QR111 100W

ORBIT

## Bulbs & Beams No Frame PAR 30 CDM-R



p. 137 tabel 2



**KIT** BB50001

p. 138

200 mm



**KIT** BB60001 Economic

	BB54571	METAL	PAR 30 CDM-R	
	BB54572	ALU		
			IP20	
		850°C	CE	

1 x CDM-R 35-70W

ORBIT



**Bulbs & Beams No Frame** CDM-T




 p. 137 tabel 2














**KIT** BB50001

 p. 138

 200 mm



**KIT** BB60001 Economic

 BB54591	ALU	METAL	CDM-T HQI-T
 BB54592	 	 X	 1m
	 F	 ↑	 230V
		IP20	
		850°C	CE

 1 x CDM-T 35-70W

**Bulbs & Beams No Frame** SDW-TG




 p. 137 tabel 2














**KIT** BB50001

 p. 138

 200 mm




**KIT** BB60001 Economic

 BB54241	ALU	METAL	SDW-TG
 BB54242	 	 X	 1m
	 F	 ↑	 230V
		IP20	
		850°C	CE

 1 x SDW-TG 50-100W

**Bulbs & Beams No Frame** CDM-R 111




 p. 137 tabel 2













**KIT** BB50001

 p. 138

 200 mm




**KIT** BB60001 Economic

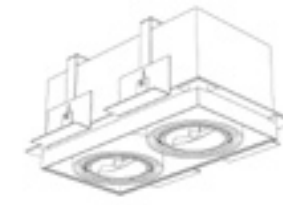
 BB55511	METAL	CDM-R 111	12V 100W
 BB55512	ALU	 X	 1m
	 F	 	 ↑
		IP20	
		850°C	CE

 1 x CDM-R111 35-70W

**Bulbs & Beams No Frame** QR111




 p. 137 tabel 1














**KIT** BB40002

 p. 138

 130 mm



**KIT** BB60002 Economic

 BB54521	METAL		12V 100W
 BB54522	ALU	 X	 1m
	 F	 	 ↑
		IP20	
		850°C	CE

 2 x QR111 100W

**Bulbs & Beams No Frame** PAR 30 CDM-R



p. 137 tabel 2



**KIT** BB50002

p. 138

190 mm



**KIT** BB60002 Economic

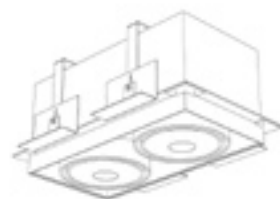
	BB54601	METAL	PAR 30 CDM-R	
	BB54602	ALU	1 m	230V
		F		
				IP20
				850°C
				CE

2 x CDM-R 35-70W

**Bulbs & Beams No Frame** CDM-T



p. 137 tabel 2



**KIT** BB50002

p. 138

190 mm



**KIT** BB60002 Economic

	BB54611	ALU	METAL	CDM-T HQI-T
	BB54612			1 m
		F		230V
				IP20
				850°C
				CE

2 x CDM-T 35-70W

**Bulbs & Beams No Frame** PAR 30 CDM-R / QR111



p. 137 tabel 2



**KIT** BB50002

p. 138

190 mm



**KIT** BB60002 Economic

	BB54621	METAL	QR 111	PAR 30 CDM-R
	BB54622	ALU		1 m
		12V 100W		230V
				IP20
				850°C
				CE

1 x CDM-R 35-70W + 1 x QR111 100W

**Bulbs & Beams No Frame** CDM-T / QR111



p. 137 tabel 2



**KIT** BB50002

p. 138

190 mm



**KIT** BB60002 Economic

	BB54631	METAL	QR 111	12V 100W
	BB54632	ALU		1 m
		CDM-T HQI-T		
				IP20
				850°C
				CE

1 x CDM-T 35-70W + 1 x QR111 100W



**Bulbs & Beams No Frame** SDW-TG / QR111



**Bulbs & Beams No Frame** SDW-TG




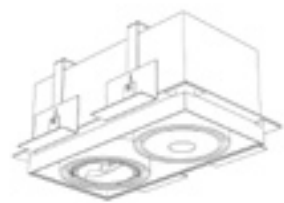
**Bulbs & Beams No Frame** CDM-R 111




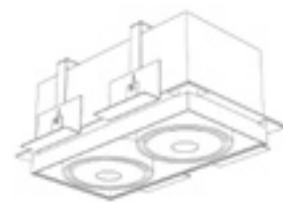
**Bulbs & Beams No Frame** CDM-R 111 / QR111




 p. 137 tabel 2




 p. 137 tabel 2



 p. 137 tabel 2



 p. 137 tabel 2




**KIT** BB50002

**KIT** BB50002

**KIT** BB50002


**KIT** BB50002

 p. 138




 p. 138





 p. 138





 p. 138



 190 mm

 190 mm

 190 mm









 190 mm








**KIT** BB60002 Economic









**KIT** BB60002 Economic









**KIT** BB60002 Economic

**KIT** BB60002 Economic

 BB54251	METAL		SDW-TG
 BB54252	ALU		1m
	12V 100W		230V
			IP20
		850°C	CE

 BB54261	ALU	METAL	SDW-TG
 BB54262			1m
			230V
			IP20
	850°C		CE


 BB5521	METAL	CDM-R 111	230V
 BB5522	ALU		1m
			
			IP20
	850°C		CE

 BB55621	METAL	CDM-R 111	
 BB55622	ALU	230V	1m
	12V 100W		
			IP20
		850°C	CE

 1 x SDW-TG 50-100W - 1 x QR111 100W

 2 x SDW-TG 50-100W

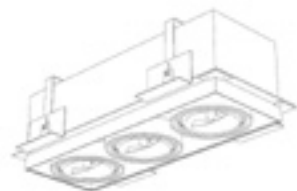
 2 x CDM-R111 35-70W

 1 x CDM-R111 35-70W + 1 x QR111 100W

**Bulbs & Beams No Frame** QR111



p. 137 tabel 1



**KIT** BB40003

p. 138

130 mm



**KIT** BB60003 Economic

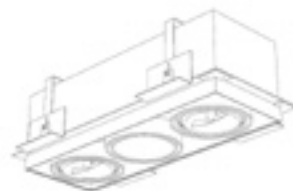
BB54531	METAL		12V 100W
BB54532	ALU		1m
			IP20

3 x QR111 100W

**Bulbs & Beams No Frame** PAR 30 CDM-R / QR111



p. 137 tabel 2



**KIT** BB50003

p. 138

190 mm



**KIT** BB60003 Economic

BB54581	METAL		PAR 30 CDM-R
BB54582	ALU		1m
	12V 100W		230V
			IP20

1 x CDM-R 35-70W + 2 x QR111 100W

**Bulbs & Beams No Frame** CDM-T / QR111



p. 137 tabel 2



**KIT** BB50003

p. 138

190 mm



**KIT** BB60003 Economic

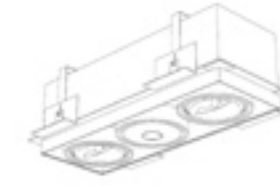
BB54661	METAL		CDM-T HQI-T
BB54662	ALU		1m
	12V 100W		230V
			IP20

1 x CDM-T 35-70W + 2 x QR111 100W

**Bulbs & Beams No Frame** SDW-TG / QR111



p. 137 tabel 2



**KIT** BB50003

p. 138

190 mm



**KIT** BB60003 Economic

BB54271	METAL		SDW-TG
BB54272	ALU		1m
	12V 100W		230V
			IP20

1 x SDW-TG 50-100W + 2 x QR111 100W



**Bulbs & Beams No Frame** MR16 / PAR 30 CDM-R



**Bulbs & Beams No Frame** MR16 / CDM-T




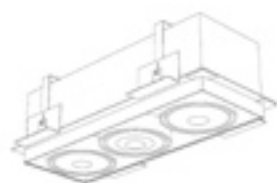
**Bulbs & Beams No Frame** MR16 / SDW-TG




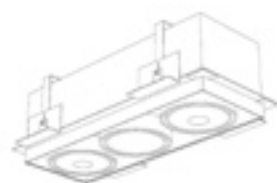
**Bulbs & Beams No Frame** CDM-R 111



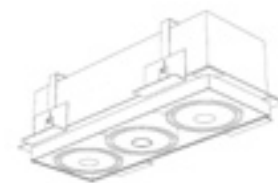
 p. 137 tabel 2




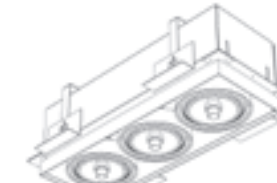
 p. 137 tabel 2



 p. 137 tabel 2



 p. 137 tabel 1



**KIT** BB50003

**KIT** BB50003

**KIT** BB50003

**KIT** BB50003

 p. 138



 p. 138





 p. 138





 p. 138



 190 mm

 190 mm

 190 mm









 190 mm









**KIT** BB60003 Economic









**KIT** BB60003 Economic











**KIT** BB60003 Economic


**KIT** BB60003 Economic


 BB54281	METAL		PAR 30 CDM-R
 BB54282	ALU		1m
	12V 50W		230V
			IP20
		850°C	CE


 BB54291	METAL		CDM-T HQI-T
 BB54292	ALU		1m
	12V 50W		230V
			IP20
		850°C	CE

 BB54301	METAL		SDW-TG
 BB54302	ALU		1m
	12V 50W		230V
			IP20
		850°C	CE

 BB55531	METAL		CDM-R 111 230V
 BB55532	ALU		1m
			
			IP20
		850°C	CE

 2 x MR16 50W + 1 x CDM-R 35-70W


 2 x MR16 50W + 1 x CDM-T 35-70W

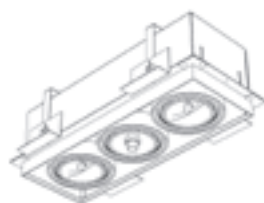
 2 x MR16 50W + 1 x SDW-TG 50-100W

 3 x CDM-R111 35-70W

**Bulbs & Beams No Frame** CDM-R 111 / QR111




 p. 137 tabel 2












**KIT** BB50003


 p. 138

 190 mm




**KIT** BB60003 Economic

	BB55631	METAL	CDM-R 111	
	BB55632	ALU	230V	
		12V 100W		
				IP20
			850°C	CE

 1 x CDM-R111 35-70W + 2 x QR111 100W










**Bulbs & Beams No Frame** QR111




 p. 137 tabel 1




**KIT** BB40007

	BB54911	METAL	QR 111	12V 100W
	BB54912	ALU		
				
			IP20	
			850°C	CE

 4 x QR111 100W










**Bulbs & Beams No Frame** PAR 30 CDM-R / QR111




 p. 137 tabel 2



**KIT** BB50007

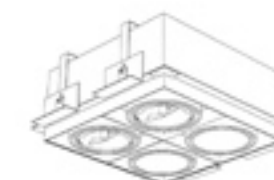
	BB54711	METAL	QR 111	PAR 30 CDM-R
	BB54712	ALU		
		12V 100W		
				IP20
			850°C	CE

 2 x CDM-R 35-70W + 2 x QR111 100W










**Bulbs & Beams No Frame** CDM-T / QR111




 p. 137 tabel 2



**KIT** BB50007

	BB54721	METAL	QR 111	CDM-T HQI-T
	BB54722	ALU		
		12V 100W		
				IP20
			850°C	CE

 2 x CDM-T 35-70W + 2 x QR111 100W



**Bulbs & Beams No Frame** PAR 30 CDM-R / QR111



**Bulbs & Beams No Frame** CDM-T / QR111




**Bulbs & Beams No Frame** SDW-TG / QR111



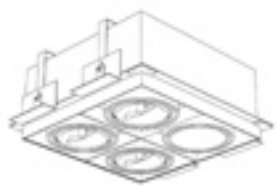
**Bulbs & Beams No Frame** SDW-TG / QR111




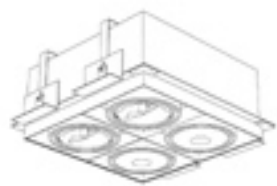
 p. 137 tabel 2



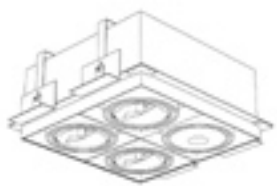
 p. 137 tabel 2



 p. 137 tabel 2



 p. 137 tabel 2





















**KIT** BB50007










**KIT** BB50007










**KIT** BB50007


**KIT** BB50007

 BB54731	METAL		PAR 30 CDM-R
 BB54732	ALU		1m
	12V 100W		230V
			IP20
			CE

 BB54741	METAL		CDM-T HQI-T
 BB54742	ALU		1m
	12V 100W		230V
			IP20
			CE

 BB54941	METAL		SDW-TG
 BB54942	ALU		1m
	12V 100W		230V
			IP20
			CE

 BB54951	METAL		SDW-TG
 BB54952	ALU		1m
	12V 100W		230V
			IP20
			CE

 1 x CDM-R 35-70W + 3 x QR111 100W

 1 x CDM-T 35-70W + 3 x QR111 100W

 2 x SDW-TG 50-100W + 2 x QR111 100W

 1 x SDW-TG 50-100W + 3 x QR111 100W

**Bulbs & Beams No Frame** CDM-R 111




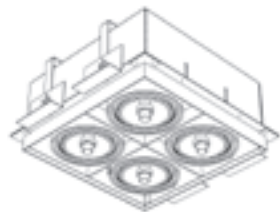
**Bulbs & Beams No Frame** CDM-R 111 / QR111



**Bulbs & Beams No Frame** CDM-R 111 / QR111




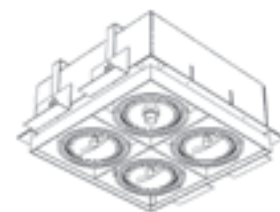
 p. 137 tabel 2



 p. 137 tabel 2














 p. 137 tabel 2























**KIT** BB50007

**KIT** BB50007


**KIT** BB50007


	BB55541	METAL	CDM-R 111	
	BB55542	ALU		1m
				
				IP20
				

	BB55641	METAL	CDM-R 111	
	BB55642	ALU		1m
		12V 100W		
				IP20
				

	BB55741	METAL	CDM-R 111	
	BB55742	ALU		1m
		12V 100W		
				IP20
				

 4 x CDM-R111 35-70W


 2 x CDM-R111 35-70W + 2 x QR111 100W

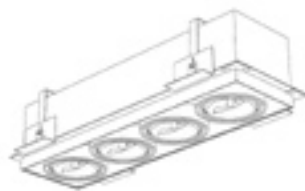
 1 x CDM-R111 35-70W + 3 x QR111 100W
















**Bulbs & Beams No Frame** QR111




 p. 137 tabel 1




**KIT** BB40004

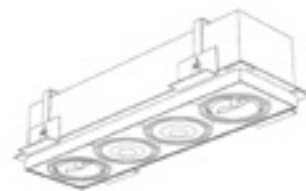
	BB54541	METAL		12V 100W
	BB54542	ALU		1m
				
				IP20
				850°C
				CE

 4 x QR111 100W












**Bulbs & Beams No Frame** PAR 30 CDM-R / QR111




 p. 137 tabel 2



**KIT** BB50004

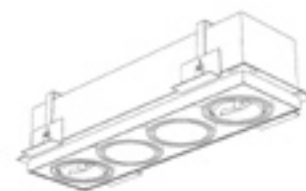
	BB54921	METAL		PAR 30 CDM-R
	BB54922	ALU		1m
		12V 100W		230V
				IP20
				850°C
				CE

 2 x CDM-R 35-70W + 2 x QR111 100W












**Bulbs & Beams No Frame** CDM-T / QR111




 p. 137 tabel 2



**KIT** BB50004

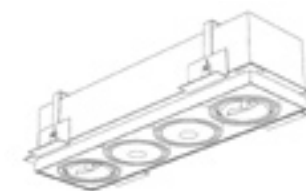
	BB54931	METAL		CDM-T HQI-T
	BB54932	ALU		1m
		12V 100W		230V
				IP20
				850°C
				CE

 2 x CDM-T 35-70W + 2 x QR111 100W












**Bulbs & Beams No Frame** SDW-TG / QR111




 p. 137 tabel 2



**KIT** BB50004

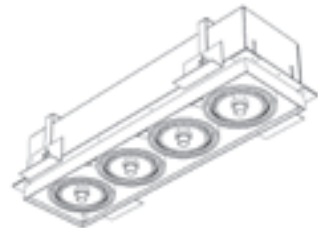
	BB54961	METAL		SDW-TG
	BB54962	ALU		1m
		12V 100W		230V
				IP20
				850°C
				CE

 2 x SDW-TG 50-100W + 2 x QR111 100W





















**Bulbs & Beams No Frame** CDM-R 111



 p. 137 tabel 2




**KIT** BB50004

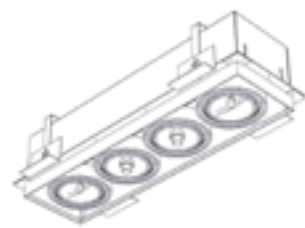
	BB55571	METAL	CDM-R 111	
	BB55572	ALU		
				
				
				

 4 x CDM-R111 35-70W





















**Bulbs & Beams No Frame** CDM-R 111 / QR111




 p. 137 tabel 2



**KIT** BB50004

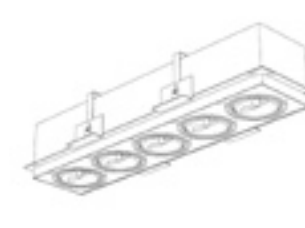
	BB55671	METAL	CDM-R 111	
	BB55672	ALU		
				
				
				

 2 x CDM-R111 35-70W + 2 x QR111 100W





















**Bulbs & Beams No Frame** QR111



 p. 137 tabel 2




**KIT** BB50005

	BB54751	METAL		12V 100W
	BB54752	ALU		
				
				
				

 5 x QR111 100W





















**Bulbs & Beams No Frame** PAR 30 CDM-R / QR111



 p. 137 tabel 2



**KIT** BB50005

	BB54781	METAL		PAR 30 CDM-R
	BB54782	ALU		
				
				
				

 2 x CDM-R 35-70W + 3 x QR111 100W



**Bulbs & Beams No Frame** CDM-T / QR111



**Bulbs & Beams No Frame** SDW-TG / QR111




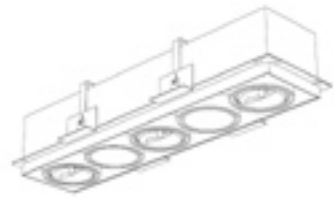
**Bulbs & Beams No Frame** CDM-R 111




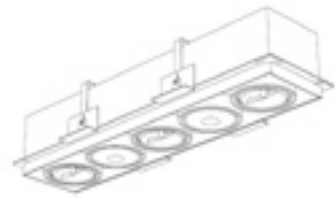
**Bulbs & Beams No Frame** CDM-R 111 / QR111



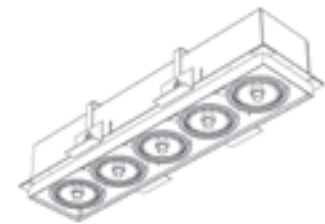
 p. 137 tabel 2




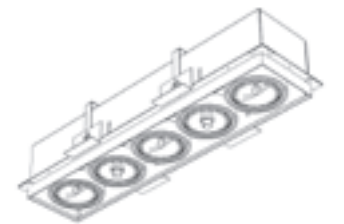
 p. 137 tabel 2



 p. 137 tabel 2



 p. 137 tabel 2



















**KIT** BB50005










**KIT** BB50005










**KIT** BB50005


**KIT** BB50005

 BB54791	METAL		CDM-T HQI-T
 BB54792	ALU		1m
	12V 100W		230V
			IP20
		850°C	CE

 BB54971	METAL		SDW-TG
 BB54972	ALU		1m
	12V 100W		230V
			IP20
		850°C	CE


 BB55551	METAL	CDM-R 111	
 BB55552	ALU		1m
			
			IP20
	850°C	CE	

 BB55651	METAL	CDM-R 111	
 BB55652	ALU		1m
	12V 100W		
			IP20
		850°C	CE

 2 x CDM-T 35-70W + 3 x QR111 100W


 2 x SDW-TG 50-100W + 3 x QR111 100W

 5 x CDM-R111 35-70W

 2 x CDM-R111 35-70W + 3 x QR111 100W










**Bulbs & Beams No Frame** QR111




 p. 137 tabel 2




**KIT** BB50006

	BB54981	METAL		12V 100W
	BB54982	ALU		1m
				
				IP20
				850°C
				CE

 6 x QR111 100W








**Bulbs & Beams No Frame** PAR 30 CDM-R / QR111




 p. 137 tabel 2




**KIT** BB50006

	BB54991	METAL		PAR 30 CDM-R
	BB54992	ALU		1m
		12V 100W		230V
				IP20
				850°C
				CE

 2 x CDM-R 35-70W + 4 x QR111 100W








**Bulbs & Beams No Frame** CDM-T / QR111




 p. 137 tabel 2




**KIT** BB50006

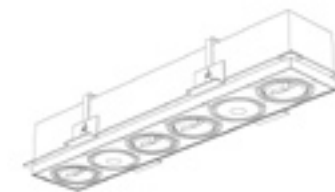
	BB54801	METAL		CDM-T HQI-T
	BB54802	ALU		1m
		12V 100W		230V
				IP20
				850°C
				CE

 2 x CDM-T 35-70W + 4 x QR111 100W








**Bulbs & Beams No Frame** SDW-TG / QR111




 p. 137 tabel 2



**KIT** BB50006

	BB54811	METAL		SDW-TG
	BB54812	ALU		1m
		12V 100W		230V
				IP20
				850°C
				CE

 2 x SDW-TG 50-100W + 4 x QR111 100W




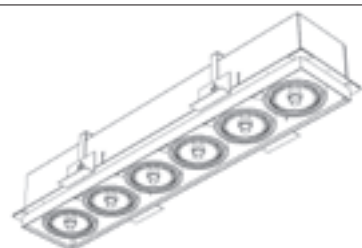
## Bulbs & Beams No Frame CDM-R 111















## Bulbs & Beams No Frame CDM-R 111 / QR111



 p. 137 tabel 2



**KIT** BB50006

	BB55561	METAL	CDM-R 111	
	BB55562	ALU		
				
				
				

**!** 6 x CDM-R111 35-70W

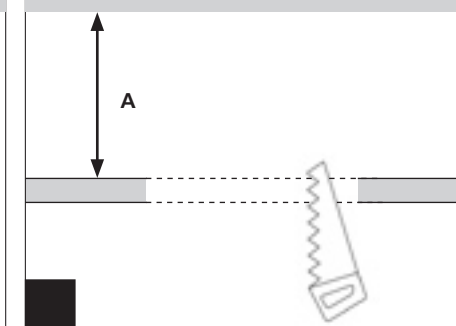
### No Frame Low TABEL 1

	Ceiling height 150 mm < A < 260 mm	Ceiling height A > 260 mm
1L	210 x 170	170 x 170
2L	370 x 170	330 x 170
3L	520 x 170	480 x 170
4L	670 x 170	630 x 170
4C	370 x 330	330 x 330

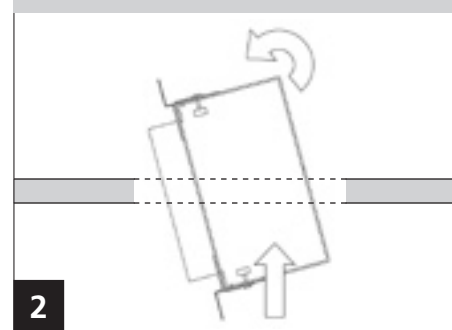
### No Frame TABEL 2

	Ceiling height 200 mm < A < 260 mm	Ceiling height A > 260 mm
1L	210 x 170	210 x 170
2L	370 x 170	330 x 170
3L	520 x 170	480 x 170
4L	670 x 170	630 x 170
5L	820 x 170	780 x 170
6L	970 x 170	930 x 170
4C	370 x 330	330 x 330

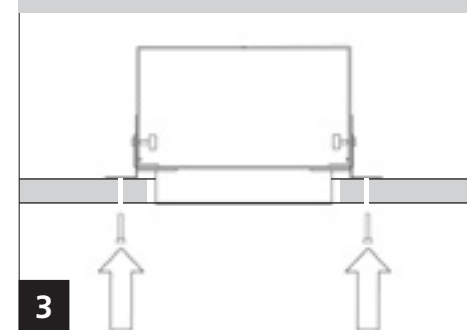
### No Frame STEP 1



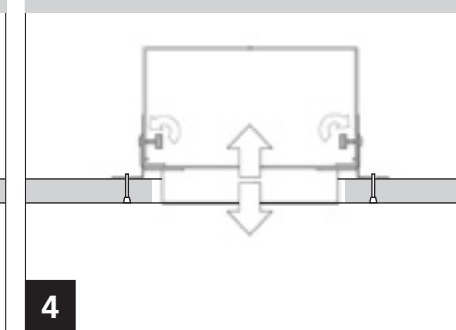
### No Frame STEP 2



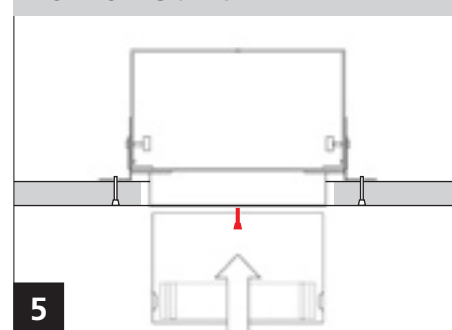
### No Frame STEP 3



### No Frame STEP 4




### No Frame STEP 5



### No Frame KIT BB50001 - KIT BB40001 LOW




### No Frame KIT BB50002 - KIT BB40002 LOW



### No Frame KIT BB50003 - KIT BB40003 LOW



### No Frame KIT BB50004 - KIT BB40004 LOW



### No Frame KIT BB50005



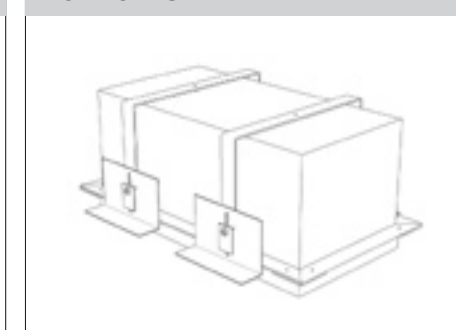
### No Frame KIT BB50006



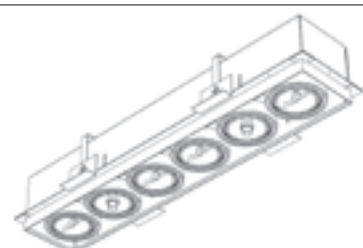
### No Frame KIT BB50007 - KIT BB40007 LOW
















### No Frame



 p. 137 tabel 2



**KIT** BB50006

	BB55661	METAL	CDM-R 111	
	BB55662	ALU		
				
				
				

**!** 2 x CDM-R111 35-70W + 4 x QR111 100W

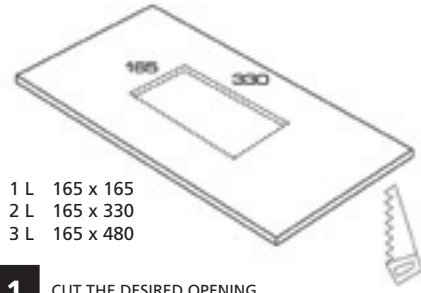
No Frame Economic INSTALLATION



- 1 L 165 x 165
- 2 L 165 x 330
- 3 L 165 x 480



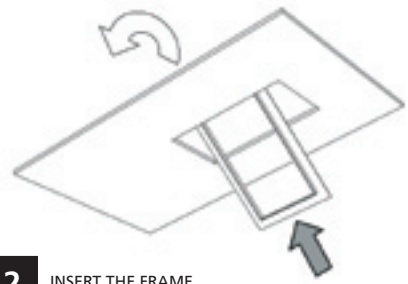
No Frame ECONOMIC KIT STEP 1



- 1 L 165 x 165
- 2 L 165 x 330
- 3 L 165 x 480

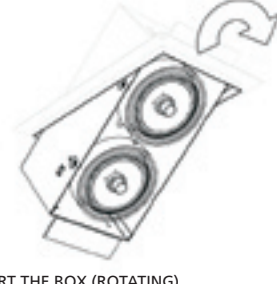
1 CUT THE DESIRED OPENING

No Frame ECONOMIC KIT STEP 2



2 INSERT THE FRAME

No Frame ECONOMIC KIT STEP 3



3 INSERT THE BOX (ROTATING)

No Frame ECONOMIC KIT BB60001



No Frame ECONOMIC KIT BB60002



No Frame ECONOMIC KIT BB60003































### Look Out Low

○	○○	○○○	○○○ ○○○
 BB84513 = 1 x QR111	 BB84523 = 2 x QR111	 BB84533 = 3 x QR111	 BB84543 = 4 x QR111
 BB94513 = 1 x QR111	 BB94523 = 2 x QR111	 BB94533 = 3 x QR111	 BB94543 = 4 x QR111

### Look Out

○	○○	○○○	○○○ ○○○
  BB64513 = 1 x QR111 BB64573 = 1 x CDM-R BB64593 = 1 x CDM-T BB65513 = 1 x CDM-R 111	  BB64523 = 2 x QR111 BB64603 = 2 x CDM-R BB64613 = 2 x CDM-T BB64623 = 1 x QR111 + 1 x CDM-R BB64633 = 1 x QR111 + 1 x CDM-T BB65523 = 2 x CDM-R 111 BB65623 = 1 x QR111 + 1 x CDM-R 111	  BB64533 = 3 x QR111 BB64663 = 2 x QR111 + 1 x CDM-T BB64283 = 2 x MR16 + 1 x CDM-R BB64293 = 2 x MR16 + 1 x CDM-T BB65533 = 3 x CDM-R 111 BB65633 = 2 x QR111 + 1 x CDM-R 111	  BB64543 = 4 x QR111 BB64713 = 2 x QR111 + 2 x CDM-R BB64723 = 2 x QR111 + 2 x CDM-T BB64733 = 3 x QR111 + 1 x CDM-R BB64743 = 3 x QR111 + 1 x CDM-T BB65543 = 4 x CDM-R 111 BB65643 = 2 x QR111 + 2 x CDM-R 111 BB65743 = 3 x QR111 + 1 x CDM-R 111
 BB74513 = 1 x QR111 BB74573 = 1 x CDM-R BB74593 = 1 x CDM-T BB75513 = 1 x CDM-R 111	 BB74523 = 2 x QR111 BB74603 = 2 x CDM-R BB74613 = 2 x CDM-T BB74623 = 1 x QR111 + 1 x CDM-R BB74633 = 1 x QR111 + 1 x CDM-T BB75523 = 2 x CDM-R 111 BB75623 = 1 x QR111 + 1 x CDM-R 111	 BB74533 = 3 x QR111 BB74663 = 2 x QR111 + 1 x CDM-T BB74283 = 2 x MR16 + 1 x CDM-R BB74293 = 2 x MR16 + 1 x CDM-T BB75533 = 3 x CDM-R 111 BB75633 = 2 x QR111 + 1 x CDM-R 111	 BB74543 = 4 x QR111 BB74713 = 2 x QR111 + 2 x CDM-R BB74723 = 2 x QR111 + 2 x CDM-T BB74733 = 3 x QR111 + 1 x CDM-R BB74743 = 3 x QR111 + 1 x CDM-T BB75543 = 4 x CDM-R 111 BB75643 = 2 x QR111 + 2 x CDM-R 111 BB75743 = 3 x QR111 + 1 x CDM-R 111

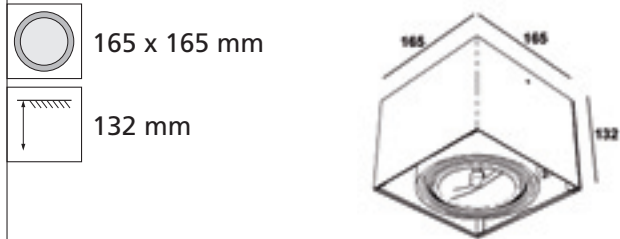
### Look Out Pendel Kit



BB8010



**Bulbs & Beams Look Out Low QR111**



**BB84513**

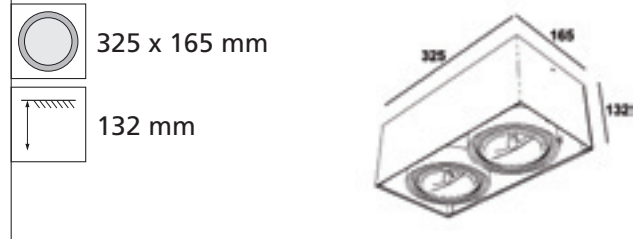
METAL	12V 100W	QR 111
ALU	230V	TI
1m	↑	↻
F	⊖	IP20
850°C	CE	

**BB94513**

ALU	METAL	QR 111
F	12V 100W	X
1m	↑	↻
III	IP20	
850°C	CE	

! 1 x QR111 100W

**Bulbs & Beams Look Out Low QR111**



**BB84523**

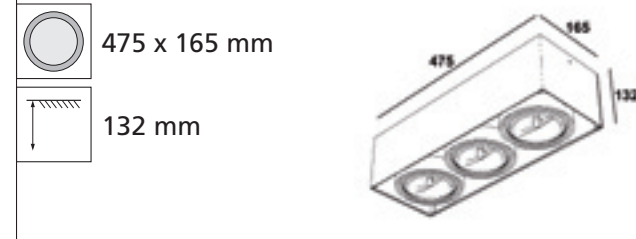
METAL	12V 100W	QR 111
ALU	230V	TI
1m	↑	↻
F	⊖	IP20
850°C	CE	

**BB94523**

ALU	METAL	QR 111
F	12V 100W	X
1m	↑	↻
III	IP20	
850°C	CE	

! 2 x QR111 100W

**Bulbs & Beams Look Out Low QR111**



**BB84533**

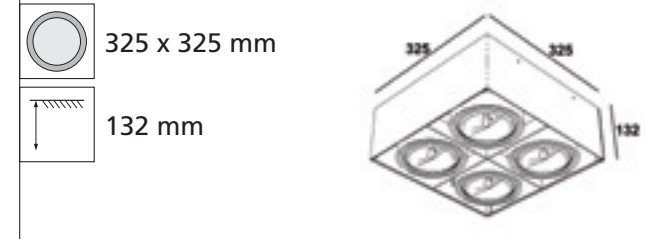
METAL	12V 100W	QR 111
ALU	230V	TI
1m	↑	↻
F	⊖	IP20
850°C	CE	

**BB94533**

ALU	METAL	QR 111
F	12V 100W	X
1m	↑	↻
III	IP20	
850°C	CE	

! 3 x QR111 100W

**Bulbs & Beams Look Out Low QR111**



**BB84543**


METAL	12V 100W	QR 111
ALU	230V	TI
1m	↑	↻
F	⊖	IP20
850°C	CE	

**BB94543**

ALU	METAL	QR 111
F	12V 100W	X
1m	↑	↻
III	IP20	
850°C	CE	

! 4 x QR111 100W

**Bulbs & Beams Look Out** QR111



**BB64513**



METAL	12V 100W	QR 111
ALU	230V	TI
F	↑	↻
	IP20	
850°C	CE	

**BB74513**

ALU	METAL	QR 111
F	12V 100W	X
↑	↻	
III	IP20	
850°C	CE	

! 1 x QR111 100W

**Bulbs & Beams Look Out** PAR 30 CDM-R



**BB64573**


ALU	METAL	PAR 30 CDM-R
F	230V	E/CG
↑	↻	
	IP20	
850°C	CE	

**BB74573**

ALU	METAL	PAR 30 CDM-R
F	230V	X
↑	↻	
	IP20	
850°C	CE	

! 1 x CDM-R 35-70W

**Bulbs & Beams Look Out** CDM-T



**BB64593**

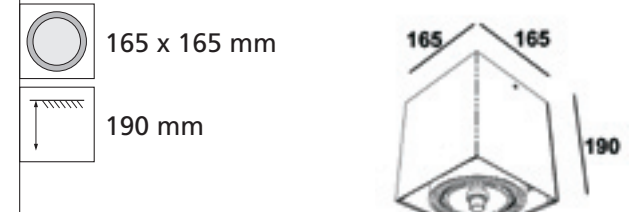
ALU	METAL	CDM-T HQI-T
F	230V	E/CG
↑	↻	
	IP20	
850°C	CE	

**BB74593**

ALU	METAL	CDM-T HQI-T
F	230V	X
↑	↻	
	IP20	
850°C	CE	

! 1 x CDM-T 35-70W

**Bulbs & Beams Look Out** CDM-R 111



**BB65513**

ALU	METAL	CDM-R 111
F	230V	E/CG
↑	↻	
	IP20	
850°C	CE	

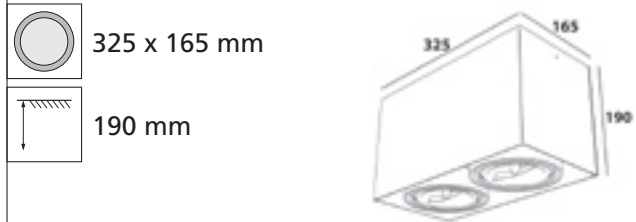
**BB75513**

ALU	METAL	CDM-R 111
F	230V	X
↑	↻	
	IP20	
850°C	CE	

! 1 x CDM-R 111 35-70W



**Bulbs & Beams Look Out QR111**



**BB64523**

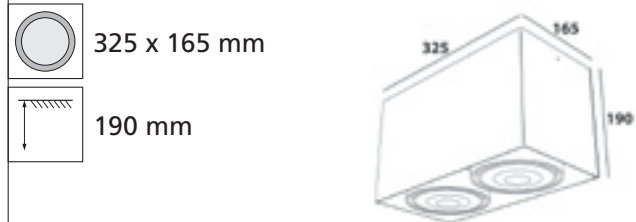

METAL	12V 100W	QR 111
ALU	230V	TI
F	↑	↻
		IP20
	850°C	CE

**BB74523**

ALU	METAL	QR 111
F	12V 100W	X
	↑	↻
		IP20
	850°C	CE

! 2 x QR111 100W

**Bulbs & Beams Look Out PAR 30 CDM-R**



**BB64603**

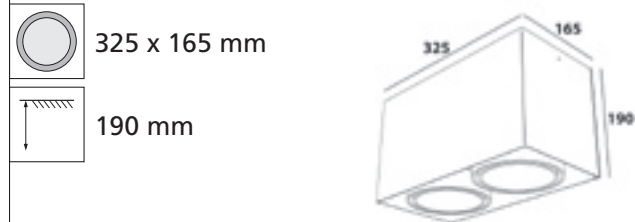
ALU	METAL	PAR 30 CDM-R
F	230V	E/CG
	↑	↻
		IP20
	850°C	CE

**BB74603**

ALU	METAL	PAR 30 CDM-R
F	230V	X
	↑	↻
		IP20
	850°C	CE

! 2 x CDM-R 35-70W

**Bulbs & Beams Look Out CDM-T**



**BB64613**

ALU	METAL	CDM-T HQI-T
F	230V	E/CG
	↑	↻
		IP20
	850°C	CE

**BB74613**

ALU	METAL	CDM-T HQI-T
F	230V	X
	↑	↻
		IP20
	850°C	CE

! 2 x CDM-T 35-70W

**Bulbs & Beams Look Out PAR 30 CDM-R / QR111**



**BB64623**

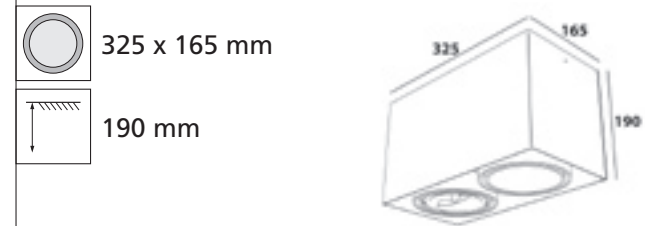
METAL	QR 111	PAR 30 CDM-R
ALU	230V	E/CG
F	↑	↻
		IP20
	12V 100W	IP20
	TI	850°C
		CE

**BB74623**

METAL	QR 111	PAR 30 CDM-R
ALU	230V	X
F	↑	↻
		IP20
	12V 100W	IP20
		850°C
		CE

! 1 x CDM-R 35-70W + 1 x QR111 100W

**Bulbs & Beams Look Out** CDM-T / QR111

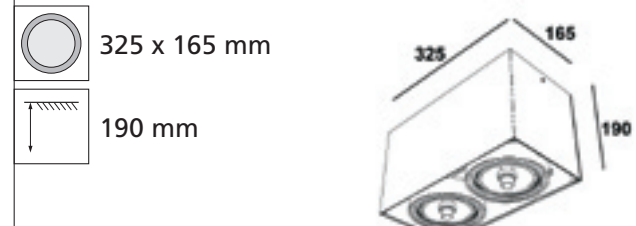


BB64633	METAL		CDM-T HQI-T
	ALU		E/CG
	F		
	12V 100W		IP20
		850°C	CE

BB74633	METAL		CDM-T HQI-T
	ALU		X
	F		
	12V 100W		IP20
		850°C	CE

! 1 x CDM-T 35-70W + 1 x QR111 100W

**Bulbs & Beams Look Out** CDM-R 111

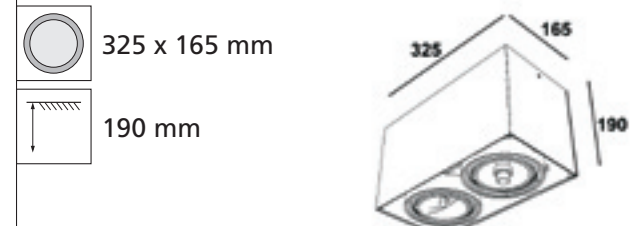


BB65523	ALU	METAL	CDM-R 111
	F		E/CG
		IP20	
	850°C	CE	

BB75523	ALU	METAL	CDM-R 111
	F		X
		IP20	
	850°C	CE	

! 2 x CDM-R 111 35-70W

**Bulbs & Beams Look Out** CDM-R 111/QR111

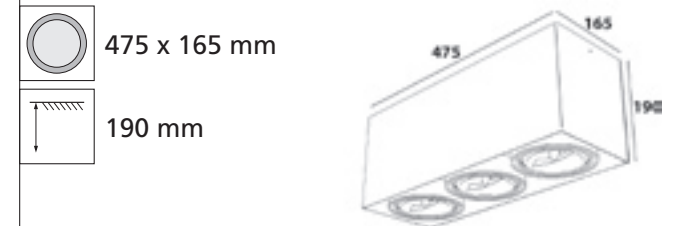


BB65623	METAL		CDM-R 111
	ALU	12V 100W	E/CG
	F		
			IP20
		850°C	CE

BB75623	METAL		CDM-R 111
	ALU	12V 100W	X
	F		
			IP20
		850°C	CE

! 1 x CDM-R 111 35-70W + 1 x QR111 100W

**Bulbs & Beams Look Out** QR111



BB64533	METAL		12V 100W
	ALU		TI
	F		
		IP20	
	850°C	CE	

BB74533	METAL		12V 100W
	ALU		X
	F		
		IP20	
	850°C	CE	

! 3 x QR111 100W



**Bulbs & Beams Look Out** CDM-T / QR111



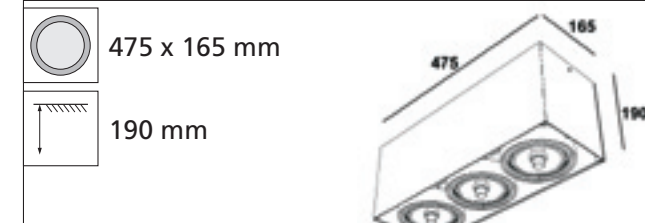
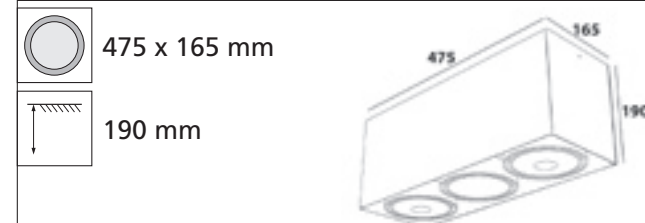
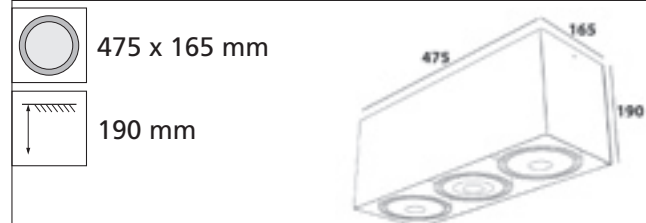
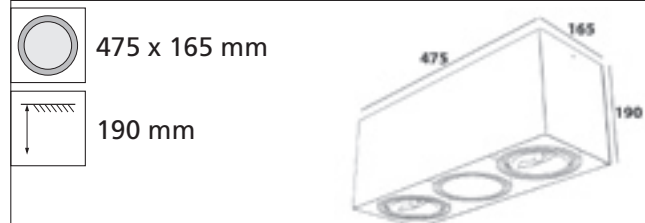
**Bulbs & Beams Look Out** MR16 / PAR 30 CDM-R



**Bulbs & Beams Look Out** MR16 / CDM-T



**Bulbs & Beams Look Out** CDM-R 111



BB64663	METAL		CDM-T HQI-T
	ALU		
	12V 100W		IP20
		850°C	CE

BB64283	METAL		PAR 30 CDM-R
	ALU		
	12V 50W		IP20
		850°C	CE

BB64293	METAL		CDM-T HQI-T
	ALU		
	12V 50W		IP20
		850°C	CE

BB65533	ALU	METAL	CDM-R 111
		IP20	
	850°C	CE	

BB74663	METAL		CDM-T HQI-T
	ALU		
	12V 100W		IP20
	850°C	CE	

BB74283	METAL		PAR 30 CDM-R
	ALU		
	12V 50W		IP20
	850°C	CE	

BB74293	METAL		CDM-T HQI-T
	ALU		
	12V 50W		IP20
	850°C	CE	

BB75533	ALU	METAL	CDM-R 111
		IP20	
	850°C	CE	

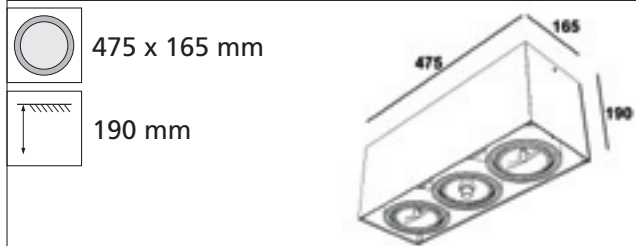
! 1 x CDM-T 35-70W + 2 x QR111 100W

! 2 x MR16 50W + 1 x CDM-R 35-70W

! 2 x MR16 50W + 1 x CDM-T 35-70W

! 3 x CDM-R 111 35-70W

**Bulbs & Beams Look Out** CDM-R 111/QR111

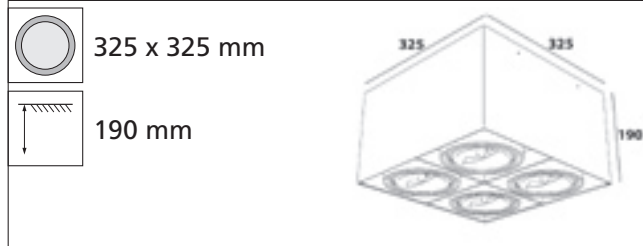


BB65633	METAL	QR 111	CDM-R 111
	ALU	12V 100W	E/CG
	F	↑	↻
	230V	⊖	IP20
	TI	850°C	CE

BB75633	METAL	QR 111	CDM-R 111
	ALU	12V 100W	X
	F	↑	↻
	230V	⊖	IP20
	850°C	CE	

! 2 x CDM-R 111 35-70W + 1 x QR111 100W

**Bulbs & Beams Look Out** QR111

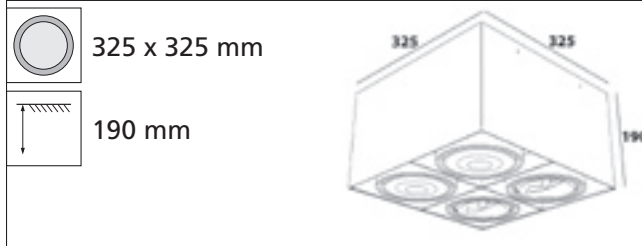


BB64543	METAL	QR 111	12V 100W
	ALU	230V	TI
	F	↑	↻
	⊖	IP20	
	850°C	CE	

BB74543	METAL	QR 111	12V 100W
	ALU	230V	X
	F	↑	↻
	III	IP20	
	850°C	CE	

! 4 x QR111 100W

**Bulbs & Beams Look Out** PAR 30 CDM-R / QR111

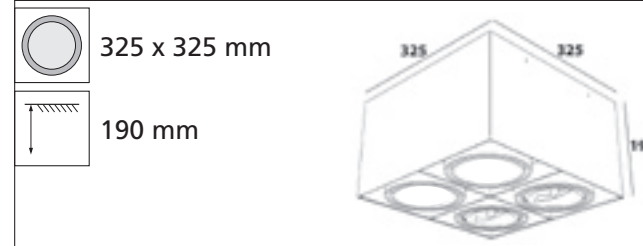


BB64713	METAL	QR 111	PAR 30 CDM-R
	ALU	230V	E/CG
	F	↑	↻
	12V 100W	⊖	IP20
	TI	850°C	CE

BB74713	METAL	QR 111	PAR 30 CDM-R
	ALU	230V	X
	F	↑	↻
	12V 100W	⊖	IP20
	850°C	CE	

! 2 x CDM-R 35-70W + 2 x QR111 100W

**Bulbs & Beams Look Out** CDM-T / QR111



BB64723	METAL	QR 111	CDM-T HQI-T
	ALU	230V	E/CG
	F	↑	↻
	12V 100W	⊖	IP20
	TI	850°C	CE

BB74723	METAL	QR 111	CDM-T HQI-T
	ALU	230V	X
	F	↑	↻
	12V 100W	⊖	IP20
	850°C	CE	

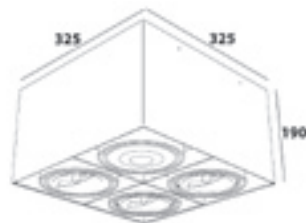
! 2 x CDM-T 35-70W + 2 x QR111 100W



**Bulbs & Beams Look Out** PAR 30 CDM-R / QR111



325 x 325 mm  
190 mm



BB64733

METAL	QR 111	PAR 30 CDM-R
ALU	230V	E/CG
F	↑	↻
12V 100W	⊖	IP20
TI	850°C	CE

BB74733

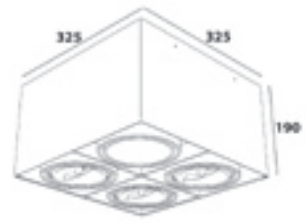
METAL	QR 111	PAR 30 CDM-R
ALU	230V	X
F	↑	↻
12V 100W	⊖	IP20
	850°C	CE

! 1 x CDM-R 35-70W + 3 x QR111 100W

**Bulbs & Beams Look Out** CDM-T / QR111



325 x 325 mm  
190 mm



BB64743

METAL	QR 111	CDM-T HQI-T
ALU	230V	E/CG
F	↑	↻
12V 100W	⊖	IP20
TI	850°C	CE

BB74743

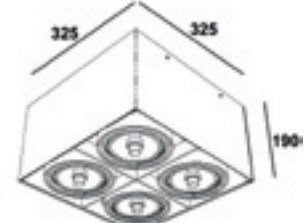
METAL	QR 111	CDM-T HQI-T
ALU	230V	X
F	↑	↻
12V 100W	⊖	IP20
	850°C	CE

! 1 x CDM-T 35-70W + 3 x QR111 100W

**Bulbs & Beams Look Out** CDM-R 111



325 x 325 mm  
190 mm



BB65543

ALU	METAL	CDM-R 111
F	230V	E/CG
	↑	↻
	⊖	IP20
	850°C	CE

BB75543

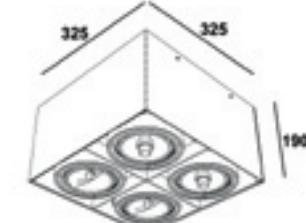
ALU	METAL	CDM-R 111
F	230V	X
	↑	↻
	⊖	IP20
	850°C	CE

! 4 x CDM-R 111 35-70W

**Bulbs & Beams Look Out** CDM-R 111/QR111



325 x 325 mm  
190 mm



BB65643

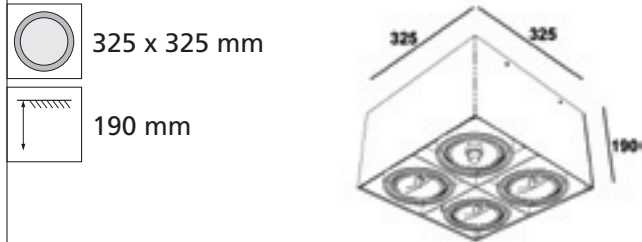
METAL	QR 111	CDM-R 111
ALU	12V 100W	E/CG
F	↑	↻
	⊖	IP20
	230V	IP20
TI	850°C	CE

BB75643

METAL	QR 111	CDM-R 111
ALU	12V 100W	X
F	↑	↻
	⊖	IP20
	230V	IP20
	850°C	CE

! 2 x CDM-R 111 35-70W + 2 x QR111 100W

**Bulbs & Beams Look Out** CDM-R 111/QR111

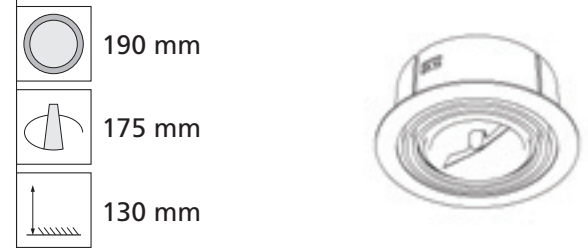


BB65743	METAL		CDM-R 111
	ALU	12V 100W	
		850°C	CE

BB75743	METAL		CDM-R 111
	ALU	12V 100W	
		850°C	CE

! 1 x CDM-R 111 35-70W + 3 x QR111 100W

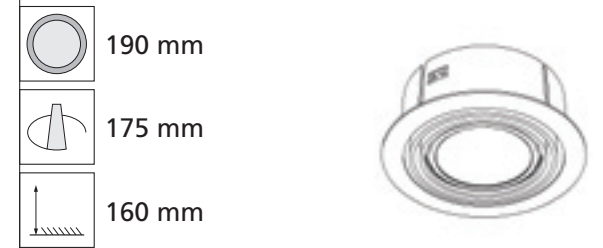
**Bulbs & Beams Rondo** QR111



BB4821	METAL	ALU	
	12V 100W		
BB4822			IP20
		850°C	CE
BB4823			

! 1 x QR111 100W

**Bulbs & Beams Rondo** PAR 30 / CDM-R



BB4831	METAL	ALU	PAR 30 CDM-R
BB4832			IP20
		850°C	CE
BB4833			

! 1 x PAR 30 / CDM-R 35-70W



**Bulbs & Beams Rondo** CDM-TC



**Bulbs & Beams Rondo** SDW-TG



**Bulbs & Beams Rondo** MR16



**Bulbs & Beams Rondo** CDM-T/HQI-T



	190 mm	
	175 mm	
	160 mm	
	BB4851	METAL ALU CDM-TC HCl-TC
	BB4852	230V 1m X
	BB4853	F ↑ ↻
		IP20
		850°C CE

	190 mm	
	175 mm	
	160 mm	
	BB4861	METAL ALU SDW-TG
	BB4862	230V 1m X
	BB4863	F ↑ ↻
		IP20
		850°C CE

	190 mm	
	175 mm	
	160 mm	
	BB4871	METAL ALU
	BB4872	12V 50W 1m X
	BB4873	F ↑ ↻
		IP20
		850°C CE

	190 mm	
	175 mm	
	160 mm	
	BB4841	METAL ALU CDM-T HQI-T
	BB4842	230V 1m X
	BB4843	F ↑ ↻
		IP20
		850°C CE

! 1 x CDM-TC 35-70W

! 1 x SDW-TG 50-100W

! 1 x MR16 50W

! 1 x CDM-T/HQI-T 35-70W

# Fokus

**Fokus** Fly

**Fokus** Wing

**Fokus** Modul

**Fokus** Small Modul

**Fokus** Rainbow

**Fokus** Needle

**Fokus** TB

**Fokus** TBS

**Fokus** Ditto

**Fokus** Diabolo In

**Fokus** Dax

**Fokus** Dios

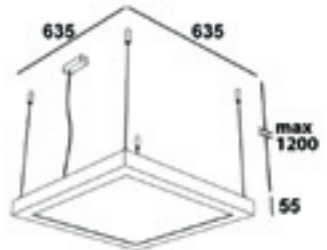
**Fokus** Diosa

**Fokus** Extruded





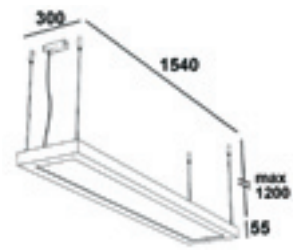
**Fokus Fly** DIR/IND T5



ALU	FO10601	ALU	24W	T5
		F	IP20	
		230V		
		E/CG		
		850°C	CE	

! 4 x T5 24W


**Fokus Wing** DIR/IND T5



ALU	FO10603	ALU	35W	T5
		F	IP20	
		230V		
		E/CG		
		850°C	CE	

! 2 x T5 35W

**Fokus Modul** T5



ALU	FO10207	ALU	24W	T5
		850°C	F	IP20
		230V		
		E/CG		
		850°C	CE	

! 4 x T5 24W

**Fokus Small Modul** TC-L









ALU	FO10208	ALU	18W	TC-L
		850°C	F	IP20
		230V		
		E/CG		
		850°C	CE	

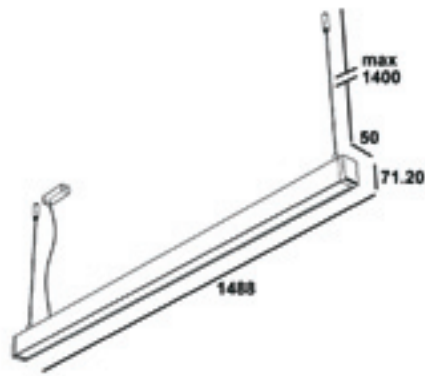
! 2 x TC-L 18W 2G11



## Fokus Rainbow T5



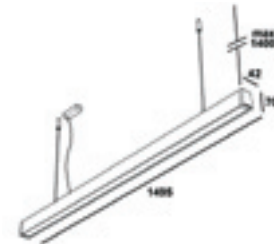

-  FO10501 (Clear frosted)
-  FO10502 (Green)
-  FO10503 (Orange)
-  FO10504 (Blue)
-  FO10505 (Violet)



ALU	35W	T5
850°C	PMMA	IP20
230V	↑	
⊕	E/CG	
F	CE	

! 1 x T5 35W

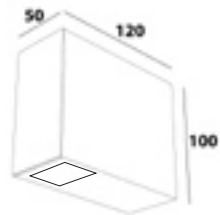
## Fokus Needle T5



ALU	FO10506	ALU	35W	T5
		⊕	IP20	
		F	230V	
		↑	E/CG	
		850°C	CE	

! 1 x T5 35W

**Fokus TB I** G9

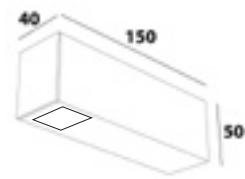



FO10100

ALU	
230V 40W	
	IP20
	CE

! 1 x G9 40W

**Fokus TB II** G9

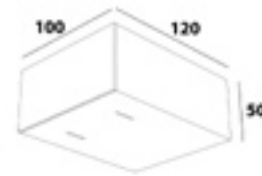



FO10101

ALU	
230V 40W	
	IP20
	CE

! 1 x G9 40W

**Fokus TB III** G9

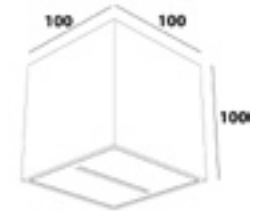


FO10102

ALU	
230V 40W	
	IP20
	CE

! 2 x G9 40W

**Fokus TBS** G9



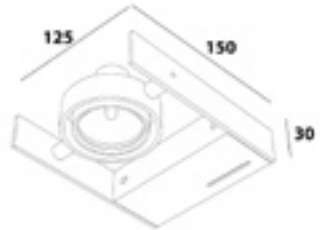
FO10104

ALU	
230V 40W	
	IP20
	CE

! 1 x G9 40W



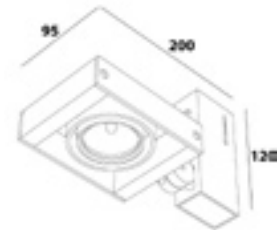
**Fokus Ditto** MR16



ALU	FO10401	ALU		12V 50W
			1m	

! 1 x MR16 50W

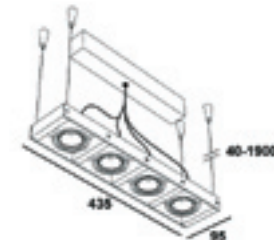
**Fokus Diabolo In** MR16



ALU	FO10402	ALU		12V 50W
			1m	

! 1 x MR16 50W

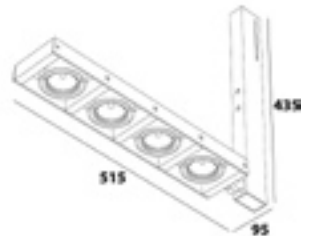
**Fokus DaX** MR16



ALU	FO10400	ALU		12V 50W
			1m	

! 4 x MR16 50W

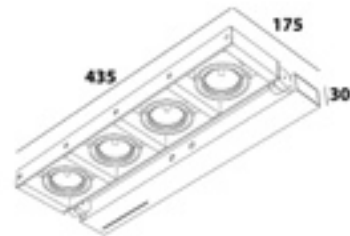
**Fokus Dios** MR16



ALU	FO10403	ALU		12V 50W

! 4 x MR16 50W

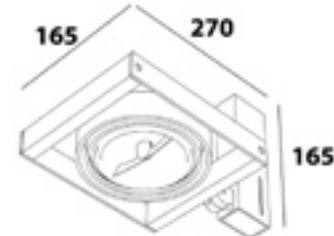
**Fokus Diosa** MR16



ALU	FO10404	ALU		12V 50W

! 4 x MR16 50W

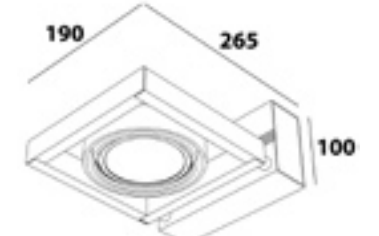
**Fokus Extruded** QR111



ALU	FO10336	ALU		12V 50W

! 1 x QR111 50W

**Fokus Extruded** CDM-TC

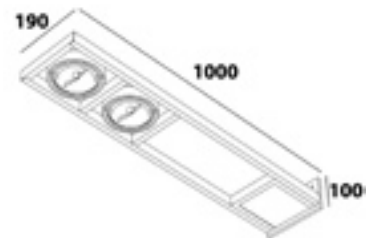


ALU	FO10500	ALU		CDM-TC HCl-TC	

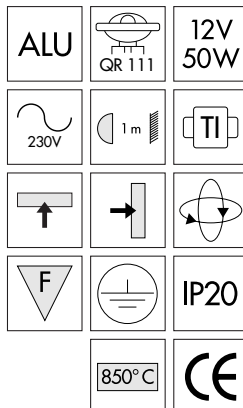
! 1 x CDM-TC 35-70W



**Fokus Extruded** QR111

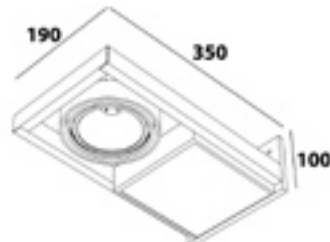


ALU FO10330

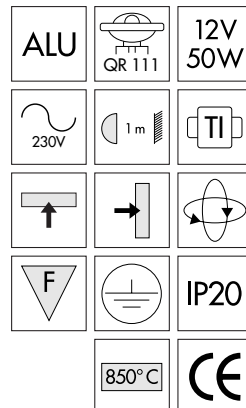


! 2 x QR111 50W

**Fokus Extruded** QR111

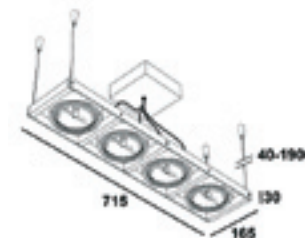


ALU FO10331

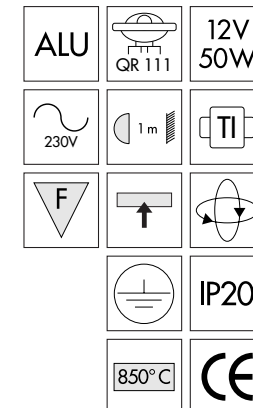


! 1 x QR111 50W

**Fokus Extruded** QR111

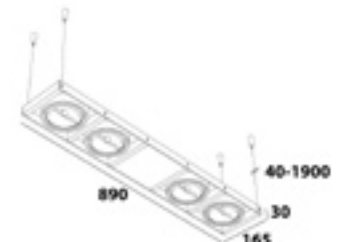


ALU FO10310

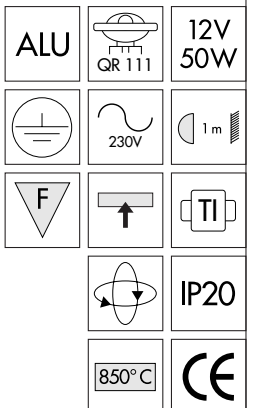


! 4 x QR111 50W

**Fokus Extruded** QR111

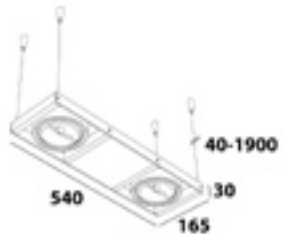



ALU FO10318



! 4 x QR111 50W

**Fokus Extruded** QR111

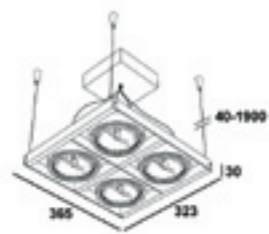


ALU FO10314

ALU		12V
		50W

! 2 x QR111 50W

**Fokus Extruded** QR111

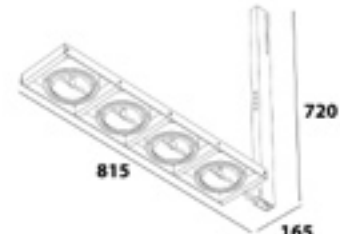


ALU FO10325

ALU		12V
		50W

! 4 x QR111 50W

**Fokus Extruded** QR111

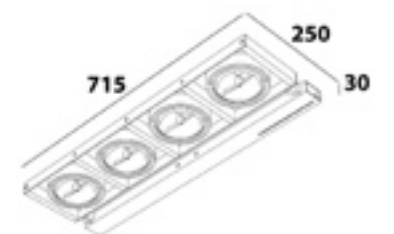


ALU FO10328

ALU		12V
		50W

! 4 x QR111 50W

**Fokus Extruded** QR111



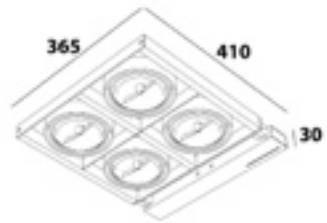
ALU FO10329

ALU		12V
		50W

! 4 x QR111 50W



**Fokus Extruded** QR111



ALU	FO10327	ALU	QR 111	12V	50W
		230V	1m	TI	
		↑	→	↻	
		F	IP20		
		850°C	CE		

! 4 x QR111 50W

# B-Six

- B-Six** Index
- B-Six** Gulf
- B-Six** Stanza
- B-Six** Toto
- B-Six** Duo
- B-Six** Forza
- B-Six** Eye
- B-Six** Mini Eye
- B-Six** Trio
- B-Six** Mini Trio
- B-Six** Scope
- B-Six** Discover
- B-Six** BX
- B-Six** Fox
- B-Six** Fix
- B-Six** Classic
- B-Six** Twingo
- B-Six** Star
- B-Six** Ariane
- B-Six** Aero
- B-Six** Axis
- B-Six** Solaris
- B-Six** Mega-turn
- B-Six** Mega
- B-Six** Ecosaver
- B-Six** Square
- B-Six** Multi-Down
- B-Six** Square Saver
- B-Six** Square Power
















**B-Six Index G4**




**B-Six Index G4**



**B-Six Index G4**



**B-Six Index G4**



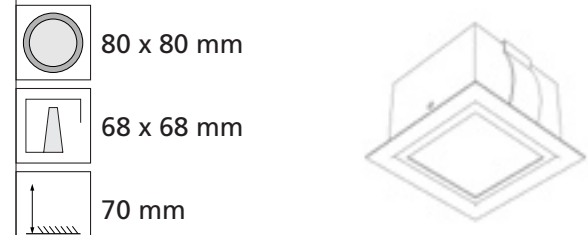
80 x 80 mm													
68 x 68 mm													
70 mm													
BS7313	<table border="1"> <tr> <td></td> <td>ALU</td> <td></td> </tr> <tr> <td>12V 20W</td> <td>IP20</td> <td></td> </tr> <tr> <td></td> <td></td> <td></td> </tr> <tr> <td></td> <td></td> <td></td> </tr> </table>		ALU		12V 20W	IP20							
	ALU												
12V 20W	IP20												
PL-KIT BS7510													
C-BOX BS7500	<table border="1"> <tr> <td>850°C</td> <td>CE</td> </tr> </table>	850°C	CE										
850°C	CE												
1 x G4 20W													

80 x 80 mm													
68 x 68 mm													
70 mm													
BS7303	<table border="1"> <tr> <td>ALU</td> <td></td> <td>12V 20W</td> </tr> <tr> <td></td> <td>IP20</td> <td>ASSYM</td> </tr> <tr> <td></td> <td></td> <td></td> </tr> <tr> <td></td> <td></td> <td></td> </tr> </table>	ALU		12V 20W		IP20	ASSYM						
ALU		12V 20W											
	IP20	ASSYM											
PL-KIT BS7510													
C-BOX BS7500	<table border="1"> <tr> <td>850°C</td> <td>CE</td> </tr> </table>	850°C	CE										
850°C	CE												
1 x G4 20W													

80 x 80 mm													
68 x 68 mm													
70 mm													
BS7323	<table border="1"> <tr> <td></td> <td>ALU</td> <td></td> </tr> <tr> <td>12V 20W</td> <td>IP20</td> <td></td> </tr> <tr> <td></td> <td></td> <td></td> </tr> <tr> <td></td> <td></td> <td></td> </tr> </table>		ALU		12V 20W	IP20							
	ALU												
12V 20W	IP20												
PL-KIT BS7510													
C-BOX BS7500	<table border="1"> <tr> <td>850°C</td> <td>CE</td> </tr> </table>	850°C	CE										
850°C	CE												
1 x G4 20W													

80 x 80 mm													
68 x 68 mm													
70 mm													
BS7333	<table border="1"> <tr> <td></td> <td>ALU</td> <td></td> </tr> <tr> <td>12V 20W</td> <td>IP20</td> <td></td> </tr> <tr> <td></td> <td></td> <td></td> </tr> <tr> <td></td> <td></td> <td></td> </tr> </table>		ALU		12V 20W	IP20							
	ALU												
12V 20W	IP20												
PL-KIT BS7510													
C-BOX BS7500	<table border="1"> <tr> <td>850°C</td> <td>CE</td> </tr> </table>	850°C	CE										
850°C	CE												
1 x G4 20W													

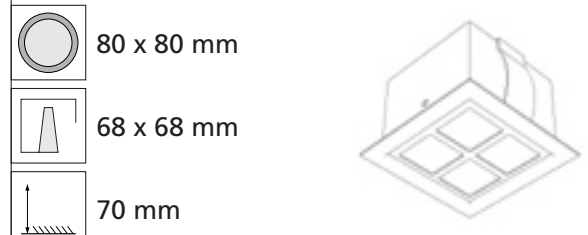
**B-Six Index** LED



	BS7413 (0,8W)	ALU	LED
	BS7423 (1,4W)	230V	IP20
	BS7433 (1,4W)		
	BS7443 (0,8W)		
PL-KIT	BS7510	850°C	CE
C-BOX	BS7500		F

! Superflux LED

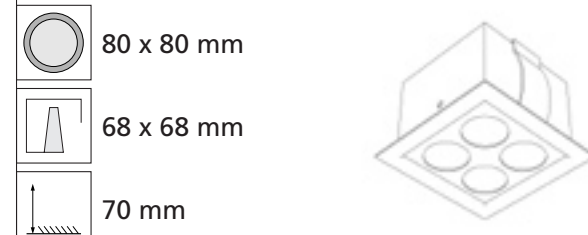

**B-Six Index** LED



	BS7213 (0,8W)	ALU	LED
	BS7223 (1,4W)	230V	IP20
	BS7233 (1,4W)		
	BS7243 (0,8W)		
PL-KIT	BS7510	850°C	CE
C-BOX	BS7500		F

! Superflux LED

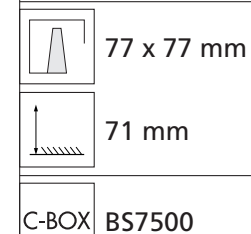
**B-Six Index** LED




	BS7113 (0,8W)	ALU	LED
	BS7123 (1,4W)	230V	IP20
	BS7133 (1,4W)		
	BS7143 (0,8W)		
PL-KIT	BS7510	850°C	CE
C-BOX	BS7500		F

! Superflux LED

**B-Six Index** C-BOX



**B-Six Index** PL-KIT



PL-KIT BS7510



**B-Six Gulf** R75



**B-Six Gulf** TC-D



**B-Six Gulf** R75



**B-Six Gulf** TC-D



	260 x 182 mm													
	233 x 172 mm													
	70 mm													
	BS7603	<table border="1"> <tr> <td>ALU</td> <td>METAL</td> <td></td> </tr> <tr> <td>F</td> <td>230V</td> <td>ASSYM</td> </tr> <tr> <td></td> <td>X</td> <td></td> </tr> <tr> <td>IP20</td> <td></td> <td></td> </tr> </table>	ALU	METAL		F	230V	ASSYM		X		IP20		
ALU	METAL													
F	230V	ASSYM												
	X													
IP20														
PL-KIT	BS7600	<table border="1"> <tr> <td>850°C</td> <td>CE</td> </tr> </table>	850°C	CE										
850°C	CE													
	1 x R75 150W													

	260 x 182 mm													
	233 x 172 mm													
	70 mm													
	BS7613	<table border="1"> <tr> <td>ALU</td> <td>METAL</td> <td></td> </tr> <tr> <td>F</td> <td>230V</td> <td>ASSYM</td> </tr> <tr> <td></td> <td>TI</td> <td></td> </tr> <tr> <td>IP20</td> <td></td> <td></td> </tr> </table>	ALU	METAL		F	230V	ASSYM		TI		IP20		
ALU	METAL													
F	230V	ASSYM												
	TI													
IP20														
PL-KIT	BS7600	<table border="1"> <tr> <td>850°C</td> <td>CE</td> </tr> </table>	850°C	CE										
850°C	CE													
	1 x TC-D 10W / G24d-1													

	245 x 340 mm													
	232 x 315 mm													
	75 mm													
	BS7623	<table border="1"> <tr> <td>ALU</td> <td>METAL</td> <td></td> </tr> <tr> <td>F</td> <td>230V</td> <td>ASSYM</td> </tr> <tr> <td></td> <td>X</td> <td></td> </tr> <tr> <td>IP20</td> <td></td> <td></td> </tr> </table>	ALU	METAL		F	230V	ASSYM		X		IP20		
ALU	METAL													
F	230V	ASSYM												
	X													
IP20														
PL-KIT	BS7610	<table border="1"> <tr> <td>850°C</td> <td>CE</td> </tr> </table>	850°C	CE										
850°C	CE													
	1 x R75 200W													

	245 x 340 mm													
	232 x 315 mm													
	75 mm													
	BS7633	<table border="1"> <tr> <td>ALU</td> <td>METAL</td> <td></td> </tr> <tr> <td>F</td> <td>230V</td> <td>ASSYM</td> </tr> <tr> <td></td> <td>TI</td> <td></td> </tr> <tr> <td>IP20</td> <td></td> <td></td> </tr> </table>	ALU	METAL		F	230V	ASSYM		TI		IP20		
ALU	METAL													
F	230V	ASSYM												
	TI													
IP20														
PL-KIT	BS7610	<table border="1"> <tr> <td>850°C</td> <td>CE</td> </tr> </table>	850°C	CE										
850°C	CE													
	1 x TC-D 26W / G24d-3													

**B-Six Gulf** CDM-TD/HQI-TS




- 245 x 340 mm
- 232 x 315 mm
- 75 mm



BS7643	ALU	METAL	
		230V	ASSYM
		IP20	
PL-KIT BS7610		850°C	CE


! 1 x CDM-TD/HQI-TS 70W

**B-Six Gulf** PL-KIT BIG



PL-KIT BS7610 FOR BS7623-BS7633-BS7643

**B-Six Gulf** PL-KIT SMALL



PL-KIT BS7600 FOR BS7603-BS7613

**B-Six Stanza** QR111



- 165 mm
- 150 mm
- 135 mm



BS2501	ALU	QR 111	12V 100W
BS2503	F	35	1m
BS2506			
	IP20		
	850°C	CE	

! 1 x QR111 100W

**B-Six Stanza** CDM-R 111



- 165 mm
- 150 mm
- 135 mm



BS2511	F	ALU	230V
BS2513	CDM-R 111	35	
BS2516			
	IP20		
	850°C	CE	

! 1 x CDM-R 111 35-70W



**B-Six Toto** QR111



	165 mm	
	150 mm	
	135 mm	
	BS2531	ALU  12V 100W
	BS2533	F  35  1m
	BS2536	
		IP20
		850°C
	1 x QR111 100W	

**B-Six Toto** CDM-R 111



	165 mm	
	150 mm	
	135 mm	
	BS2571	F ALU
	BS2573	CDM-R 111  35
	BS2576	
		IP20
		850°C
	1 x CDM-R 111 35-70W	

**B-Six Eye** MR16




	90 mm	
	80 mm	
	129 mm	
	BS2541	ALU  12V 50W
	BS2543	F  35  0,5m
	BS2546	
		IP20
		850°C
	1 x MR16 12V/50W	
	BS3541	ALU  230V - 50W
	BS3543	F  35  0,5m
	BS3546	
		IP20
		850°C
	1 x GU10 230V/50W	

**B-Six Mini Eye** MR11



	70 mm	
	64 mm	
	125 mm	
	BS2561	ALU  12V 35W
	BS2563	F  35  0,5m
	BS2566	
		IP20
		850°C
	1 x MR11 12V/35W	

**B-Six Duo** MR16



	BS2551			
	BS2553			
	BS2556			

**!** 1 x MR16 50W

	BS3551		
	BS3553		
	BS3556		

**!** 1 x GU10 230V/50W

**B-Six Duo** MR16

BS2551




Wit Mat  
Blanc Mat  
White Matt  
Weiß Mat

BS2553



Grijs Champagne  
Gris Champagne  
Grey Champagne  
Grau Champagne


BS2556



Alu geborsteld  
Alu-brossé  
Alu-brushed  
Alu-geburstelt



**B-Six Trio** MR16



	BS2581		
	BS2583		
	BS2586		

**!** 1 x MR16 50W

	BS3581		
	BS3583		
	BS3586		

**!** 1 x GU10 230V/50W

**B-Six Trio** MR16

BS2581



Wit Mat  
Blanc Mat  
White Matt  
Weiß Mat

BS2583



Grijs Champagne  
Gris Champagne  
Grey Champagne  
Grau Champagne

BS2586



Alu geborsteld  
Alu-brossé  
Alu-brushed  
Alu-geburstelt



**B-Six Mini Trio** MR11



	70 mm				
	64 mm				
	125 mm				
	BS2591	ALU		12V	35W
	BS2593				
	BS2596				
		IP20			
		850°C			

! 1 x MR11 12V/35W

**B-Six Forza** QR70



	120 mm					
	107 mm					
	120 mm					
	BS2521	ALU	QR	70	12V	50W
	BS2523					
	BS2526					
		IP20				
		850°C				

! 1 x QR70 12V/50W

**B-Six Scope** GY 6,35



	108 mm				
	97 mm				
	100 mm				
	BS3501	ALU		12V	50W
	BS3503				
		IP20			
		850°C			

! 1 x GY 6,35 50W

**B-Six Scope** MR16



	108 mm				
	97 mm				
	100 mm				
	BS3511	ALU		12V	50W
	BS3513				
		IP20			
		850°C			

! 1 x MR16 50W


**B-Six Scope** MR16



**B-Six Scope** MR16



**B-Six Discover Carré** GY 6,35 / IP44



**B-Six Discover Flat** GY 6,35 / IP44



	108 mm	
	97 mm	
	100 mm	

	108 mm	
	97 mm	
	100 mm	

	BS3521	ALU		12V 50W
	BS3523	F		45°
				0,5m
		IP20		
		850°C	CE	

	BS3531	F	ALU	
	BS3533		12V 50W	
			0,5m	
		IP20		
		850°C	CE	

	87 x 87 mm	
	76 x 76 mm	
	110 mm	

	90 mm	
	75 mm	
	100 mm	

	BS3321	F	ALU	
	BS3323		12V 50W	
	BS3326		0,5m	
		IP44		
		850°C	CE	

	BS3311	F	ALU	
	BS3313		12V 50W	
	BS3316		0,5m	
		IP44		
		850°C	CE	

! 1 x MR16 50W

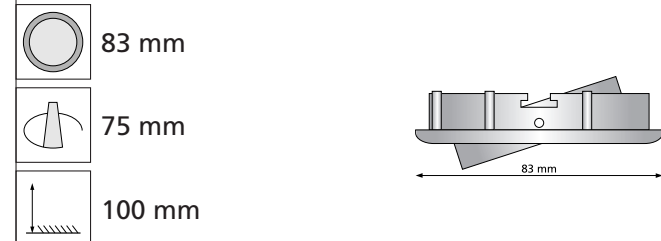
! 1 x MR16 50W

! 1 x GY 6,35 50W

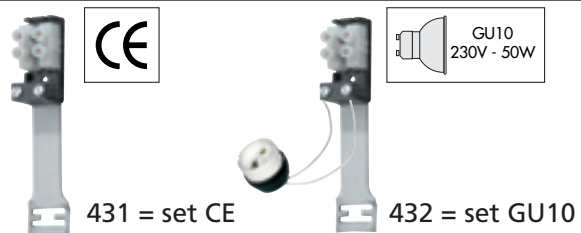
! 1 x GY 6,35 50W



### B-Six BX 120-50 MR16



	BS120-50/1	ALU	
	BS120-50/2	12V 50W	
	BS120-50/4		
	BS120-50/5		
	BS120-50/6		
	BS120-50/7	IP20	
	BS120-50/8	850°C	
	BS120-50/9	CE	



### B-Six BX 120-50 MR16

Wit Blanc White Weiß		BS120-50/1
Zwart Noir Black Schwarz		BS120-50/2
Goud 24 K Doré 24 K Gold 24 K Gold 24 K		BS120-50/4
Chroom Chromé Chrome Chrom		BS120-50/5
Alu geborsteld Alu-brossé Alu-brushed Alu-geburstelt		BS120-50/6
Brons Bronze Bronze Bronze		BS120-50/7
Zwart chroom Chromé-noir Black-chrome Schwarz-chrom		BS120-50/8
Rood-koper Cuivre-rouge Red-copper Rot-kupfer		BS120-50/9

### B-Six BX 105-35 MR11



	BS105-35/1	ALU	
	BS105-35/2	12V 35W	
	BS105-35/4		
	BS105-35/5		
	BS105-35/6		
	BS105-35/7	IP20	
	BS105-35/8	850°C	
	BS105-35/9	CE	



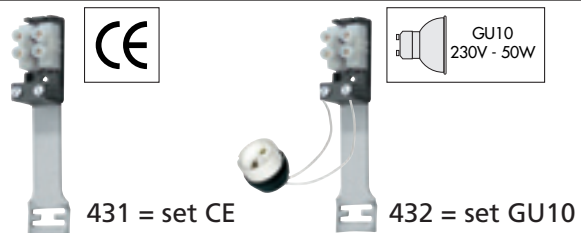
### B-Six BX 105-35 MR11

Wit Blanc White Weiß		BS105-35/1
Zwart Noir Black Schwarz		BS105-35/2
Goud 24 K Doré 24 K Gold 24 K Gold 24 K		BS105-35/4
Chroom Chromé Chrome Chrom		BS105-35/5
Alu geborsteld Alu-brossé Alu-brushed Alu-geburstelt		BS105-35/6
Brons Bronze Bronze Bronze		BS105-35/7
Zwart chroom Chromé-noir Black-chrome Schwarz-chrom		BS105-35/8
Rood-koper Cuivre-rouge Red-copper Rot-kupfer		BS105-35/9

**B-Six BX 106-50** MR16



	BS106-50/1	ALU	
	BS106-50/2	12V 50W	
	BS106-50/4		
	BS106-50/5	F	
	BS106-50/6		
	BS106-50/7	IP20	
	BS106-50/8	850°C	
	BS106-50/9	CE	



**B-Six BX 106-50** MR16

BS106-50/1	
Wit Blanc White Weiß	
BS106-50/2	
Zwart Noir Black Schwarz	
BS106-50/4	
Goud 24 K Doré 24 K Gold 24 K Gold 24 K	
BS106-50/5	
Chroom Chromé Chrome Chrom	
BS106-50/6	
Alu geborsteld Alu-brossé Alu-brushed Alu-geburstelt	
BS106-50/7	
Brons Bronze Bronze Bronze	
BS106-50/8	
Zwart chroom Chromé-noir Black-chrome Schwarz-chrom	
BS106-50/9	
Rood-koper Cuivre-rouge Red-copper Rot-kupfer	

**B-Six BX 106-35** MR11



	BS106-35/1	ALU	
	BS106-35/2	12V 35W	
	BS106-35/4		
	BS106-35/5	F	
	BS106-35/6		
	BS106-35/7	IP20	
	BS106-35/8	850°C	
	BS106-35/9	CE	

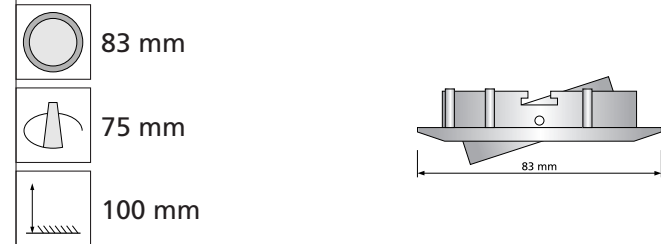


**B-Six BX 106-35** MR11

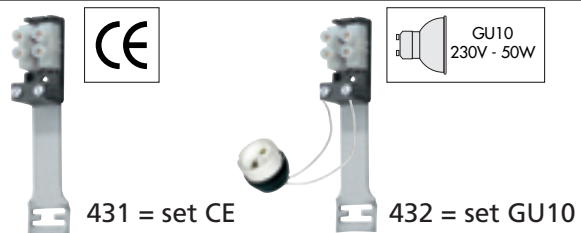
BS106-35/1	
Wit Blanc White Weiß	
BS106-35/2	
Zwart Noir Black Schwarz	
BS106-35/4	
Goud 24 K Doré 24 K Gold 24 K Gold 24 K	
BS106-35/5	
Chroom Chromé Chrome Chrom	
BS106-35/6	
Alu geborsteld Alu-brossé Alu-brushed Alu-geburstelt	
BS106-35/7	
Brons Bronze Bronze Bronze	
BS106-35/8	
Zwart chroom Chromé-noir Black-chrome Schwarz-chrom	
BS106-35/9	
Rood-koper Cuivre-rouge Red-copper Rot-kupfer	



**B-Six BX 6038-50** MR16




	BS6038-50/0	ALU	
	BS6038-50/1	12V 50W	
	BS6038-50/2		
	BS6038-50/3		
	BS6038-50/4		IP20
	BS6038-50/5		850°C
	BS6038-50/6		



**B-Six BX 6038-50** MR16

BS6038-50/0		Goud geborsteld Doré-brossé Gold-brushed Gold-geburstelt
BS6038-50/1		Wit Blanc White Weiß
BS6038-50/2		Zwart Noir Black Schwarz
BS6038-50/3		Grijs Gris Grey Grau
BS6038-50/4		Goud 24 K Doré 24 K Gold 24 K Gold 24 K
BS6038-50/5		Chroom Chromé Chrome Chrom
BS6038-50/6		Alu geborsteld Alu-brossé Alu-brushed Alu-geburstelt

**B-Six BX 6038-35** MR11



	BS6038-35/0	ALU	
	BS6038-35/1	12V 35W	
	BS6038-35/2		
	BS6038-35/3		
	BS6038-35/4		IP20
	BS6038-35/5		850°C
	BS6038-35/6		



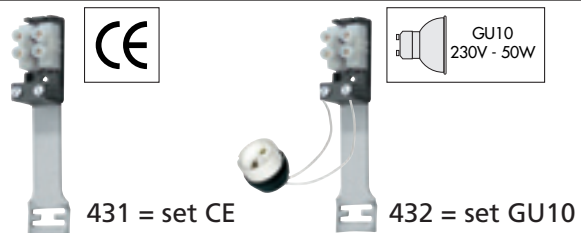
**B-Six BX 6038-35** MR11

BS6038-35/0		Goud geborsteld Doré-brossé Gold-brushed Gold-geburstelt
BS6038-35/1		Wit Blanc White Weiß
BS6038-35/2		Zwart Noir Black Schwarz
BS6038-35/3		Grijs Gris Grey Grau
BS6038-35/4		Goud 24 K Doré 24 K Gold 24 K Gold 24 K
BS6038-35/5		Chroom Chromé Chrome Chrom
BS6038-35/6		Alu geborsteld Alu-brossé Alu-brushed Alu-geburstelt

**B-Six BX 6037-50** MR16



	BS6037-50/0	ALU	
	BS6037-50/1	12V 50W	
	BS6037-50/2		
	BS6037-50/3		
	BS6037-50/4	F	IP20
	BS6037-50/5	850°C	
	BS6037-50/6	CE	



**B-Six BX 6037-50** MR16

BS6037-50/0		Goud geborsteld Doré-brossé Gold-brushed Gold-geburstelt
BS6037-50/1		Wit Blanc White Weiß
BS6037-50/2		Zwart Noir Black Schwarz
BS6037-50/3		Grijs Gris Grey Grau
BS6037-50/4		Goud 24 K Doré 24 K Gold 24 K Gold 24 K
BS6037-50/5		Chroom Chromé Chrome Chrom
BS6037-50/6		Alu geborsteld Alu-brossé Alu-brushed Alu-geburstelt

**B-Six BX 6037-35** MR11



	BS6037-35/0	ALU	
	BS6037-35/1	12V 35W	
	BS6037-35/2		
	BS6037-35/3		
	BS6037-35/4	F	IP20
	BS6037-35/5	850°C	
	BS6037-35/6	CE	




**B-Six BX 6037-35** MR11

BS6037-35/0		Goud geborsteld Doré-brossé Gold-brushed Gold-geburstelt
BS6037-35/1		Wit Blanc White Weiß
BS6037-35/2		Zwart Noir Black Schwarz
BS6037-35/3		Grijs Gris Grey Grau
BS6037-35/4		Goud 24 K Doré 24 K Gold 24 K Gold 24 K
BS6037-35/5		Chroom Chromé Chrome Chrom
BS6037-35/6		Alu geborsteld Alu-brossé Alu-brushed Alu-geburstelt



### B-Six FOX MR16



	BS3271		ALU	
	BS3272		12V 50W	
	BS3273			
	BS3274		IP20	
	BS3276		CE	

### B-Six FOX MR16

BS3271

Wit  
Blanc  
White  
Weiß



BS3272

Zwart  
Noir  
Black  
Schwarz



BS3273

Grijs  
Gris  
Grey  
Grau



BS3274

Goud 24 K  
Doré 24 K  
Gold 24 K  
Gold 24 K



BS3276

Alu geborsteld  
Alu-brossé  
Alu-brushed  
Alu-gebürstelt



BS8002

Antiverblindingsring  
Anneau anti-éblouissant  
Antidazzelingring  
Antiblendungsring



	BS2271	ALU		GU10 230V - 50W
	BS2272			
	BS2273			
	BS2274		IP20	
	BS2276		CE	

### B-Six Fix MR16



	BS3281		ALU	
	BS3282			
	BS3283			
	BS3284		IP20	
	BS3286		CE	

### B-Six Fix MR16

BS3281

Wit  
Blanc  
White  
Weiß




BS3282

Zwart  
Noir  
Black  
Schwarz



BS3283

Grijs  
Gris  
Grey  
Grau



BS3284

Goud 24 K  
Doré 24 K  
Gold 24 K  
Gold 24 K



BS3286

Alu geborsteld  
Alu-brossé  
Alu-brushed  
Alu-gebürstelt



BS8002

Antiverblindingsring  
Anneau anti-éblouissant  
Antidazzelingring  
Antiblendungsring



	BS2281	ALU		GU10 230V - 50W
	BS2282			
	BS2283			
	BS2284		IP20	
	BS2286		CE	

### B-Six Classic MR16



	BS3111		ALU	
	BS3112		12V 50W	
	BS3114			
	BS3115			
	BS3116			

! 1 x MR16 12V/50W

	BS4111			GU10 230V - 50W
	BS4112		ALU	
	BS4114			
	BS4115			
	BS4116			

! 1 x GU10 230V/50W

### B-Six Twingo MR16



	BS3811		ALU	
	BS3813		12V 50W	
	BS3816			

! 1 x GU10 230V/50W

### B-Six Star G4



	BS3121		ALU	
	BS3124	12V 20W		
	BS3125			
	BS3126			

! 1 x G4 20W

### B-Six Star G4

BS3121

Wit  
Blanc  
White  
Weiß



BS3124

Goud 24 K  
Doré 24 K  
Gold 24 K  
Gold 24 K



BS3125

Chroom  
Chromé  
Chrome  
Chrom



BS3126

Alu geborsteld  
Alu-brossé  
Alu-brushed  
Alu-geburstelt





**B-Six Ariane** MR16



END OF SERIES

- 70 mm
- 53 mm
- 45 mm

	BS741		350°	ALU	
	BS742		90°	12V 50W	
	BS743				
	BS744				
	BS745				IP20
	BS746				CE

**B-Six Ariane** MR16



END OF SERIES

- BS751
- BS752
- BS753
- BS754
- BS755
- BS756
- 58 mm

**B-Six Ariane** MR16



END OF SERIES

- BS761
- BS762
- BS763
- BS764
- BS765
- BS766

**B-Six Ariane** MR16



END OF SERIES

- 60 mm

	BS711		350°	ALU	
	BS712		90°	12V 50W	
	BS713		230V		
	BS714				
	BS715				IP20
	BS716				CE

**B-Six Aero** MR16



END OF SERIES

- 70 mm
- 53 mm
- 45 mm

	BS841		350°	ALU	
	BS842		90°	12V 50W	
	BS843				
	BS844				
	BS845			IP20	
	BS846			CE	

**B-Six Aero** MR16



END OF SERIES

- 
- 
- 
- 
- 
- 

58 mm

**B-Six Aero** MR16



END OF SERIES

- 
- 
- 
- 
- 
- 

**B-Six Aero** MR16



END OF SERIES

60 mm

	BS811		350°	ALU	
	BS812		90°	12V 50W	
	BS813				
	BS814				
	BS815			IP20	
	BS816			CE	





**B-Six Axis**



! 24 mm  
12V 25A



**B-Six Axis**



	BS4001 (1 m.)	BS4021 (2 m.)
	BS4002 (1 m.)	BS4022 (2 m.)
ALU	BS4003 (1 m.)	BS4023 (2 m.)



**B-Six Axis**



	BS4241	Electronische transfo 12V 250VA Transformateur électronique 12V 250VA
	BS4242	Electronic transformer 12V 250VA Electronische trafo 12V 250VA



**B-Six Axis**



	BS4151	Beginvoeding 12V 25A Alimentation d'extrémité 12V 25A
	BS4152	Live end 12V 25A Einspeisung 12V 25A



**B-Six Axis**



	BS4171	Vaste ophanging Suspension fixe
	BS4172	Fix suspension Deckenabhängung



**B-Six Axis**



	BS4181	Draadophanging 2 m. (2 st.) Suspension cable 2 m. (2 pcs.)
	BS4182	Wire suspension 2 m. (2 p.) Drahtseilabhängung 2 m. (2 st.)



**B-Six Axis**



	BS4201	Centrale voeding 12V 25A Alimentation centrale 12V 25A
	BS4202	Intermediate feeding 12V 25A Einspeisungskupplung 12V 25A

**B-Six Axis**



	BS4191	Electrische interne koppeling Jonction électrique interne
	BS4192	Straight connector Electrische Geradekupplung

**B-Six Axis**



	BS4161	Eindkap Embout
	BS4162	Dead-end cap Endstück



**B-Six Axis**



	BS4221	Flexibele koppeling Jonction flexible
	BS4222	Flexible joint Flexible Kupplung

**B-Six Axis**



	BS4141	Adapter 12V 25A Adaptateur 12V 25A
	BS4142	Adaptor 12V 25A Adapter 12V 25A

**B-Six Axis**



	BS4211	Vaste bocht 90° Coude fixe 90°
	BS4212	Corner joint 90° Bogen 90°

**B-Six Solaris** CDM-R / PAR 20



END OF SERIES

	150 mm	
	142 mm	
	177 mm	

	BS6401	ALU	PAR 20 CDM-R		350°
	BS6403		230V		40°
			1m		
			IP20		850°C
					CE

! 1 x PAR 20 CDM-R 35W

**B-Six Solaris** CDM-R / PAR 30



END OF SERIES

	195 mm	
	185 mm	
	210 mm	

	BS6411	ALU	PAR 30 CDM-R		350°
	BS6413		230V		40°
			1m		
			IP20		850°C
					CE

! 1 x PAR 30 CDM-R 35-70W

**B-Six Solaris** CDM-TC



	150 mm	
	142 mm	
	177 mm	

	BS6421	ALU	CDM-TC HCl-TC		350°
	BS6423		230V		40°
			1m		
			IP20		850°C
					CE

! 1 x CDM-TC G8,5 35-70W

**B-Six Solaris** CDM-T



	195 mm	
	185 mm	
	210 mm	

	BS6431	ALU	CDM-T HCl-T		350°
	BS6433		230V		40°
			1m		
			IP20		850°C
					CE

! 1 x CDM-T G12 35-70W



**B-Six Solaris** SDW-TG



BS6441	ALU	SDW-TG	350°
BS6443	230V	40°	1m
	F	↑	X
		IP20	
	850°C	CE	


! 1 x SDW-TG GX12 50-100W

**B-Six Mega-turn** CDM-TD/HQI-TS



BS6501 (70W)	ALU	CDM-TD HQI-TS	350°
BS6503 (70W)	230V	45°	1m
	F	↑	X
BS6511 (150W)		IP20	
BS6513 (150W)	850°C	CE	




**B-Six Mega-turn** SDW-T






BS6521 (50-100W)	ALU	SDW-T	350°
BS6523 (50-100W)	230V	45°	1m
	F	↑	X
		IP20	
	850°C	CE	
















**B-Six Mega** CDM-TD/HQI-TS



-  230 mm (70W)
-  221 mm (70W)
-  115 mm (70W)



















-  250 mm (150W)
-  239 mm (150W)
-  135 mm (150W)

 BS6551 (70W)			
 BS6553 (70W)			
			
 BS6561 (150W)			
 BS6563 (150W)			

**B-Six Mega** SDW-T



















-  230 mm
-  221 mm
-  200 mm

 BS6641 (50-100W)			
 BS6643 (50-100W)			
			
			
			

**B-Six Mega** CDM-T/HQI-T



-  214 mm
-  204 mm
-  135 mm

 BS6571 (70-150W)			
 BS6573 (70-150W)			
			
			
			



**B-Six Ecosaver** TC 7-9W

IP44




**B-Six Ecosaver** TC-D 13-18-26W

IP44



**B-Six Square** CDM-TD/HQI-TS



	182 mm	
	163 mm	
	100 mm	

	BS6091 (2 x 7-9W) G23			
	230V		0,5m	
			IP44	
	850°C			

	239 mm	
	220 mm	
	120 mm	

	BS6191 (2 x 13W) G24 d-1			
	BS6291 (2 x 18W) G24 d-2		230V	
	BS6391 (2 x 26W) G24 d-3			
	850°C			

	237 x 146 mm	
	215 x 120 mm	
	122 mm	

	BS6001 (70W)			
	BS6003 (70W)			
	BS6011 (150W)			
	BS6013 (150W)		850°C	

**B-Six Multi-Down** TC-D 18-26W



**B-Six Multi-Down** TC-DEL 18-26W HF



230 mm	F	ALU		
215 mm	230V			
145 mm				

230 mm	F	ALU		
215 mm	230V			
145 mm				


2 x 18W G24 d-2	2 x 26W G24 d-3
BS11181	BS11261
BS11183	BS11263
BS11186	BS11266

2 x 18W HF G24 q-2	2 x 26W HF G24 q-3
BS10181	BS10261
BS10183	BS10263
BS10186	BS10266

**B-Six Square Saver** TC-DEL 13W HF



**B-Six Square Saver** TC-DEL 18W HF



160 x 160 mm	
145 x 145 mm	
100 mm	

200 x 200 mm	
187 x 187 mm	
110 mm	

BS5401	ALU	METAL	
BS5403	F		
	230V		

BS5411	ALU	METAL	
BS5413	F		
	230V		

2 x TC-DEL 13W 230V G24 q-1

2 x TC-DEL 18W 230V G24 q-2



**B-Six Square Saver** TC-DEL 26W HF



**B-Six Square Saver** TC-TEL 32W HF



















**B-Six Square Saver Frosted** TC-DEL 18W HF



















**B-Six Square Saver Frosted** TC-DEL 26W HF



	200 x 200 mm	
	187 x 187 mm	
	110 mm	
	BS5421	ALU METAL 
	BS5423	F E/CG 0,5m
		230V 
		IP20
		850°C CE

	200 x 200 mm	
	187 x 187 mm	
	110 mm	
	BS5431	ALU METAL 
	BS5433	F E/CG 0,5m
		230V 
		IP20
		850°C CE

	200 x 200 mm	
	187 x 187 mm	
	110 mm	
	BS5411S	ALU METAL 
	BS5413S	F E/CG 0,5m
		230V 
		IP20
		850°C CE

	200 x 200 mm	
	187 x 187 mm	
	110 mm	
	BS5421S	ALU METAL 
	BS5423S	F E/CG 0,5m
		230V 
		IP20
		850°C CE

! 2 x TC-DEL 26W 230V G24 q-3

! 2 x TC-TEL 32W 230V GX24 q-3

! 2 x TC-DEL 18W 230V G24 q-3

! 2 x TC-DEL 26W 230V G24 q-3

**B-Six Square Saver Frosted** TC-TEL 32W HF



**B-Six Square Power** CDM-TD/HQI-TS 70-150W



	200 x 200 mm	
	187 x 187 mm	
	110 mm	

	BS5431S	ALU	METAL	
	BS5433S	F	E/CG	0,5 m
		230V		
		IP20		
		850°C	CE	

! 2 x TC-TEL 32W 230V GX24 q-3

	220 x 220 mm	
	200 x 200 mm	
	120 mm	

	BS5441 (70W)	F	ALU	CDM-TD HQI-TS
	BS5443 (70W)		230V	1 m
				X
	BS5451 (150W)	IP20		
	BS5453 (150W)	850°C	CE	

! BS5441 - BS5443 = 1 x CDM-TD/HQI-TS 70W  
BS5451 - BS5453 = 1 x CDM-TD/HQI-TS 150W







**Exit Titan Large** E14 TC-EL 5W



**END OF SERIES**

**Exit Titan Large** G9 40W



**END OF SERIES**

**Exit Titan Medium** E14 TC-EL 5W



**END OF SERIES**

**Exit Titan Medium** G9 40W



**END OF SERIES**

Øe	60 mm
	725 mm
	EX37250
INOX 316	E14
	230V
	0,5 m
IP65	
850°C	CE
	1 x E14 TC-EL 5W

Øe	60 mm
	683 mm
	EX36830
INOX 316	40W
	230V
	0,5 m
IP65	
850°C	CE
	1 x G9 40W

Øe	60 mm
	525 mm
	EX35250
INOX 316	E14
	230V
	0,5 m
IP65	
850°C	CE
	1 x E14 TC-EL 5W

Øe	60 mm
	483 mm
	EX34830
INOX 316	40W
	230V
	0,5 m
IP65	
850°C	CE
	1 x G9 40W



**Exit Titan Small** G9 40W

**END OF SERIES**



**Exit Titan Small** G9 40W

**END OF SERIES**



**Exit Titan Mini** G9 40W

**END OF SERIES**



**Exit Titan Mini** G9 40W

**END OF SERIES**



Øe 60 mm

246 mm

EX32460

INOX 316

40W

230V

0,5m

IP65

850°C

CE

! 1 x G9 40W

Øe 60 mm

204 mm

EX32040

INOX 316

40W

230V

0,5m

IP65

850°C

CE

! 1 x G9 40W

Øe 85 mm

120 mm

EX43050

INOX 316

40W

230V

0,5m

IP65

850°C

CE

! 1 x G9 40W

Øe 85 mm

100 mm

EX43040

INOX 316

40W

230V

0,5m

IP65

850°C

CE

! 1 x G9 40W

**Exit Titan Pipe** MR16

**END OF SERIES**



Øe 57 mm

↑  
↓  
310 mm

EX43100

INOX 316



12V  
20W



230V



IP65



850°C



! 2 x MR16 20W

242

ORBIT®

**Box**

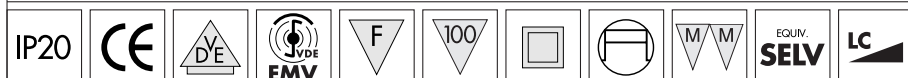
- Box** Transfo Wolf-PTE
- Box** Transfo Mini
- Box** Transfo Round
- Box** Ballast Slight-Box
- Box** Ballast
- Box** Ballast EPC
- Box** Ballast BCQ
- Box** Set CE
- Box** GZ-GU10
- Box** Set GZ-GU10
- Box** Minintesa



### Box Electronic Transfo Wolf-PTE 12V



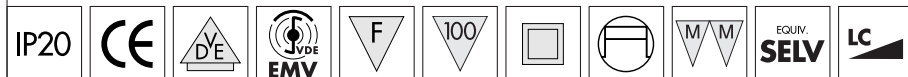
- BO8050 = Wolf 50VA - 12V
- BO8060 = Wolf 60VA - 12V
- BO8080 = Wolf 80VA - 12V
- BO8105 = Wolf 105VA - 12V
- BO8150 = Wolf 150VA - 12V
- BO8200 = PTE 200VA - 12V
- BO8250 = PTE 250VA - 12V



### Box Electronic Transfo Mini 12V



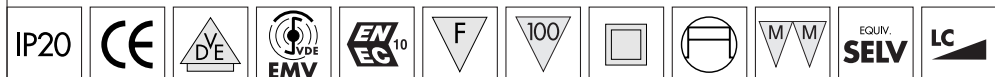
- BO8160 = Pico Wolf 60VA - 12V  
LG 86 - BR 31 - HG 21 - Ø 36
- BO8115 = Pico Wolf 105VA - 12V  
LG 107 - BR 33 - HG 20 - Ø 38
- BO8070 = Mini Wolf 70VA - 12V  
LG 107 - BR 33 - HG 20 - Ø 38



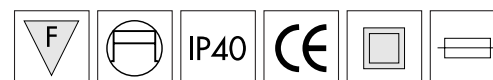

### Box Electronic Transfo Round 12V



- BO8305 = 105VA - 12V  
Ø 77 mm - HG 22 mm
- BO8370 = 70VA - 12V  
Ø 57 mm - HG 22 mm
- BO8350 = 50VA - 12V  
Ø 47 mm - HG 18 mm

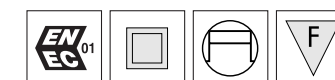



### Box Ballast Slight-Box CDM-T / HCI-T - CDM-R - CDM-R 111



- ! BO9035 = Slight-Box 35W / B 120 - H 55 - L 120
- BO9070 = Slight-Box 70W / B 120 - H 55 - L 120
- BO9150 = Slight-Box 150W / B 120 - H 55 - L 120

### Box Ballast CDM-T / HCI-T - CDM-R - CDM-R 111




- ! BO11035 = UAL-T/CL2 35W / B 87 - H 76 - L 164
- BO11070 = UAL-T/CL2 70W / B 87 - H 76 - L 164 (max. 15m)
- BO11150 = UAL-T/CL2 150W / B 87 - H 76 - L 191 (max. 15m)

### Box Electronic Ballast EPC CDM-T / HCI-T - CDM-R - CDM-R 111



- ! BO12035 = EPC 35W / B 89 - H 37 - L 151
- BO12070 = EPC 70W / B 89 - H 37 - L 151
- BO12150 = EPC 150W / B 89 - H 37 - L 190

### Box Electronic Ballast BCQ



- ! BO9413 = BCQ 113 (1 x 13W) / B 58 - H 28 - L 93
- BO9426 = BCQ 126 (1 x 26W) / B 58 - H 28 - L 93
- BO9418 = BCQ 118 (1 x 18W) / B 67 - H 31 - L 103
- BO9442 = BCQ 142 (1 x 32W / 1x 42W) / B 67 - H 31 - L 103
- BO9213 = BCQ 213 (2 x 13W) / B 67 - H 31 - L 103
- BO9218 = BCQ 218 (2 x 18W) / B 67 - H 31 - L 103
- BO9226 = BCQ 226 (2 x 26W) / B 67 - H 31 - L 103
- BO9242 = BCQ 242 (2 x 32W / 2 x 42W) / B 79 - H 34 - L 124



**Box Set CE**



! BO431 = set CE

**Box GU 10**



! BO435 = set GU 10

**Box Set GU 10**




! BO432 = set GU 10

**Box Minintesa TCI T5**



Ref.	Type	lg/mm	br/mm	hg/mm
BO8808	Minintesa T5 8W	370	19	45
BO8813	Minintesa T5 13W	599	19	45
BO8814	Minintesa T5 14W	630	19	45
BO8821	Minintesa T5 21W	931	19	45
BO8828	Minintesa T5 28W	1231	19	45
BO8835	Minintesa T5 35W	1531	19	45
BO8850	Connecting cable	500		
BO8800	Connecting cable	1000		





Bulbs & Beams SDW-TG 100W			
LM	Øm	Max. Lux	Beam 35°
1 m	0,70	8152	
2 m	1,40	2031	
3 m	2,10	923	
4 m	2,80	507	
5 m	3,60	398	

Bulbs & Beams SDW-TG 50W			
LM	Øm	Max. Lux	Beam 35°
1 m	0,70	2474	
2 m	1,40	618	
3 m	2,10	275	
4 m	2,80	155	
5 m	3,60	99	

Bulbs & Beams CDM-TC 70W			
LM	Øm	Max. Lux	Beam 35°
1 m	0,70	7941	
2 m	1,40	2744	
3 m	2,00	1220	
4 m	2,70	685	
5 m	3,40	271	

Bulbs & Beams BB5311 - BB5313 TC-TEL 18W			
LM	Øm	Max. Lux	Beam 80°
1 m	1,68	370	
2 m	3,36	93	
3 m	5,04	41	
4 m	6,27	23	

Bulbs & Beams BB4411 - BB4413 TC-TEL 42W			
LM	Øm	Max. Lux	Beam 101°
1 m	2,45	989	
2 m	4,90	251	
3 m	7,35	92	
4 m	9,80	53	
5 m	12,25	36	

Bulbs & Beams BB4311 - BB4313 TC-TEL 32W			
LM	Øm	Max. Lux	Beam 101°
1 m	2,45	758	
2 m	4,90	192	
3 m	7,35	71	
4 m	9,80	41	
5 m	12,25	28	

Bulbs & Beams CDM-TC 35W			
LM	Øm	Max. Lux	Beam 35°
1 m	0,70	2647	
2 m	1,40	914	
3 m	2,00	406	
4 m	2,70	228	
5 m	3,40	122	

Bulbs & Beams CDM-T 70W			
LM	Øm	Max. Lux	Beam 15°
1 m	0,24	47779	
2 m	0,48	11945	
3 m	0,71	5309	
4 m	0,95	2986	
5 m	1,19	1911	

Bulbs & Beams CDM-T 70W			
LM	Øm	Max. Lux	Beam 35°
1 m	0,70	8187	
2 m	1,40	2024	
3 m	2,10	899	
4 m	2,80	506	
5 m	3,60	387	

B-Six BS6421 - BS6423 CDM-TC 70W			
LM	Øm	Max. Lux	Beam 35°
1 m	0,60	13720	
2 m	1,20	3484	
3 m	1,70	1578	
4 m	2,30	889	

B-Six Solaris BS6431 - BS6433 CDM-T 70W			
LM	Øm	Max. Lux	Beam 35°
1 m	0,60	14108	
2 m	1,20	4401	
3 m	1,70	2013	
4 m	2,30	1178	

B-Six Solaris BS6441 - BS6443 SDW-TG 100W			
LM	Øm	Max. Lux	Beam 35°
1 m	0,60	7691	
2 m	1,20	1922	
3 m	1,70	854	
4 m	2,30	480	

Bulbs & Beams CDM-TC 70W			
LM	Øm	Max. Lux	Beam 15°
1 m	0,20	44662	
2 m	0,50	11165	
3 m	0,70	4962	
4 m	0,90	2791	
5 m	1,20	1786	

Bulbs & Beams CDM-TC 35W			
LM	Øm	Max. Lux	Beam 15°
1 m	0,20	21437	
2 m	0,50	5359	
3 m	0,70	2382	
4 m	0,90	1339	
5 m	1,20	857	

Bulbs & Beams BB5301 - BB5303 TC-TEL 13W			
LM	Øm	Max. Lux	Beam 80°
1 m	1,68	260	
2 m	3,36	50	
3 m	5,04	22	
4 m	6,27	12	

B-Six Mega-turn 70W BS6501 - BS6503			
LM	Øm	Max. Lux	Beam 45°
1 m	1,30	5159	
2 m	2,60	1290	
3 m	3,90	573	
4 m	5,20	322	

B-Six Mega-turn 150W BS6511 - BS6513			
LM	Øm	Max. Lux	Beam 45°
1 m	1,30	9976	
2 m	2,60	2494	
3 m	3,90	1108	
4 m	5,20	624	

B-Six Mega-turn BS6521 - BS6523 SDW-T 50W			
LM	Øm	Max. Lux	Beam 28°
1 m	0,50	3664	
2 m	1,00	916	
3 m	1,50	407	
4 m	1,99	229	

B-Six Mega 70W BS6551 CDM-TD			
LM	Øm	Max. Lux	Beam 60°
1 m	1,51	2695	
2 m	3,01	674	
3 m	4,52	299	
4 m	6,03	168	
5 m	7,54	108	

B-Six Mega 150W BS6561 - BS6563 CDM-TD			
LM	Øm	Max. Lux	Beam 45°
1 m	1,15	6576	
2 m	2,31	1644	
3 m	3,46	731	
4 m	4,62	411	
5 m	5,77	263	

B-Six BS6641 - BS6643 SDW-T			
LM	Øm	Max. Lux	Beam 30°
1 m	0,50	3664	
2 m	1,00	916	
3 m	1,50	407	
4 m	1,99	229	
5 m	2,49	147	

B-Six BS6011 - BS6013 Square CDM-TD 150W			
LM	Øm	Max. Lux	Beam 90°
1 m	4,49 2,22	2552	
2 m	8,98 4,44	638	
3 m	13,47 6,66	284	
4 m	17,96 8,88	160	
5 m	22,46 11,10	102	

B-Six BS11181 Multi-down 2 x 18W			
LM	Øm	Max. Lux	Beam 90°
1 m	2,14	654	
2 m	4,29	164	
3 m	6,43	73	
4 m	8,58	41	
5 m	10,72	26	

B-Six BS11261 Multi-down 2 x 26W			
LM	Øm	Max. Lux	Beam 90°
1 m	2,14	1068	
2 m	4,29	267	
3 m	6,43	119	
4 m	8,58	67	
5 m	10,72	43	

B-Six BS6571 - 6573 CDM-T 70W			
LM	Øm	Max. Lux	Beam 63°
1 m	1,00	3310	
2 m	2,00	828	
3 m	3,00	368	
4 m	4,00	207	
5 m	5,00	132	

B-Six BS6091 Ecosaver 2 x 9W			
LM	Øm	Max. Lux	Beam 37°
1 m	1,50	232	
2 m	3,00	58	
3 m	4,50	26	
4 m	6,00	14	
5 m	7,50	9	

B-Six BS6191 Ecosaver 2 x 13W			
LM	Øm	Max. Lux	Beam 50°
1 m	2,38	263	
2 m	4,77	66	
3 m	7,15	29	
4 m	9,53	16	
5 m	11,92	11	

Bulbs & Beams CDM-R 111 35W			
LM	Øm	Max. Lux	Beam 24°
1 m	1,0	8534	
2 m	1,9	2133	
3 m	2,2	948	
4 m	3,6	533	
5 m	4,11	400	

Bulbs & Beams CDM-R 111 70W			
LM	Øm	Max. Lux	Beam 40°
1 m	0,5	8969	
2 m	1,2	2242	
3 m	2,1	1750	
4 m	3,2	1120	
5 m	4,11	790	

B-Six BS5401 - BS5403 Square-saver 2 x 13W			
LM	Øm	Max. Lux	Beam 90°
1 m	1,90	495	
2 m	3,80	124	
3 m	5,70	55	
4 m	7,60	31	
5 m	9,50	20	

B-Six BS6291 Ecosaver 2 x 18W			
LM	Øm	Max. Lux	Beam 50°
1 m	2,38	350	
2 m	4,77	88	
3 m	7,15	39	
4 m	9,53	22	
5 m	11,92	14	

B-Six BS6391 Ecosaver 2 x 26W			
LM	Øm	Max. Lux	Beam 50°
1 m	2,38	555	
2 m	4,77	139	
3 m	7,15	62	
4 m	9,53	35	
5 m	11,92	22	










B-Six BS6001 - BS6003 Square CDM-TD 70W			
LM	Øm	Max. Lux	Beam 90°
1 m	4,49 1,87	1290	
2 m	8,98 3,73	322	
3 m	13,47 5,60	143	
4 m	17,96 7,46	80	
5 m	22,46 9,32	51	










B-Six BS5411 - BS5413 Square-saver 2 x 18W			
LM	Øm	Max. Lux	Beam 90°
1 m	1,90	560	
2 m	3,80	140	
3 m	5,70	62	
4 m	7,60	35	
5 m	9,50	22	

B-Six BS5421 - BS5423 Square-saver 2 x 26W			
LM	Øm	Max. Lux	Beam 90°
1 m	1,90	1141	
2 m	3,80	285	
3 m	5,70	127	
4 m	7,60	71	
5 m	9,50	46	

B-Six BS5431 - BS54233 Square-saver 2 x 32W			
LM	Øm	Max. Lux	Beam 90°
1 m	1,90	1399	
2 m	3,80	350	
3 m	5,70	155	
4 m	7,60	87	
5 m	9,50	56	



	Description	Code	Lamp base	Voltage (V)	Power (W)	Light current (lm)	Light intensity (cd)	Radiation
	Low-voltage halogen lamps	QT9	G4	12	5 10 20	60 130 320		
		QT12	GY6,35	12	20 35 50	320 600 930		
	Low-voltage halogen lamps with aluminium reflector	QR111 LP	G53	12	50		50000 20000 3500	4° 8° 24°
	Low-voltage halogen lamps with aluminium reflector	QR111 LP	G53	12	75		35000 5300 1700	8° 24° 45°
					100		48000 8500 2800	8° 24° 45°
		QR70	BA15d	12	20 50		7700 900 12500 2600	8° 24° 8° 24°
	Low-voltage halogen lamps with dichroic reflector and covering glass	QR-CBC 25	GZ4	12	20 20 35 35		1700 800 2300 1400	10° 23° 13° 26°
	Low-voltage halogen lamps with cold light reflector	QR-CB 35	G4/GU4	12	20		5000 1450 680	10° 24° 38°
					35		6500 2400 1100	10° 24° 38°
					50		8000 3400 1600	10° 24° 38°
	Low-voltage halogen lamps with cold light reflector	QR-CB 51	Gx 5,3/GU 5,3	12	20		5400 750 370	10° 38° 60°
					35		9000 3500 1350 700	10° 24° 38° 60°
					50		12500 4200 2200 1100	10° 24° 38° 60°
	Mains voltage halogen	QT-DE 12	R7s-15 (114mm)	230	150 200 300	2600 3200 5000		
	Mains voltage halogen	E550	GU 10	230	50		1150 500	25° 50°
			GZ10	230	50			
	Mains voltage halogen	H-PIN Frosted	G9	230	25 40	230 460		

	Description	Code	Lamp base	Voltage (V)	Power (W)	Light current (lm)	Light intensity (cd)	Radiation			
	CDM-R	HIPAR 30 (diam 97 mm)	E27	230	35		44000 7400	10° 30°			
					70		68000 13500 10000	10° 30° 40°			
	CDM-R 111	HIR-CE 111	GX8,5	230	35		35000 8500 4000	10° 24° 40°			
					70		50000 15000 9000	10° 24° 40°			
	CDM-TC	HIT-CRI	G8,5	230	35 70	3300 6600					
	CDM-T	HIT 35	G12	230	35	3400					
		HIT 70	G12	230	70	6600					
		HIT 150	G12	230	150	14000					
	CDM-TD	HIT-DE	RX7-s	230	70	5000 5500					
			RX7s-24	230	150	11000 11250					
	White Son	SDWT	PG 12	230	100	4800					
	Mini White Son	SDW-TG	GX12	230	50 100						
	Compact fluorescent lamps	TC	G23	230	7 9	400 600					
			TC-EL	E14	230	5	3000				
			TC-L	2G11	230	18	1200				
			TC-D	G24d-1	230	10	600				
						13	900				
						G24d-2	230	18	1200		
						G24d-3	230	26	1800		
			TC-DEL	Gx24q-1	230	13	900				
						Gx24q-2	230	18	1200		
						Gx24q-3	230	26	1800		
	TC-TEL	Gx24q-1	230	13	900						
				Gx24q-2	230	18	1200				
				Gx24q-3	230	32	2400				
				Gx24q-4	230	42	3200				
	Fluorescent lamps	T5	G5	230	24 35	1750 3100					

<b>Bulbs &amp; Beams Scenic</b>		Page
BB6903	1 x 35-50W QR111	p 10
BB6913	1 x 35-100W QR111	p 10
BB6923	1 x 35-50W QR111	p 9
BB6933	1 x 35W CDM-TC	p 9
BB6953	1 x 70W CDM-TC	p 9
BB6963	1 x 35-70W CDM-R 111	p 11
BB6983	1 x 35-70W CDM-R 111	p 11
BB6993	1 x 35-100W QR111	p 11
BB6935	1 x 35W CDM-R 111	p 9
BB6970	1 x 70W CDM-R 111	p 9

<b>Bulbs &amp; Beams Mini Scenic</b>		Page
BB6800	1 x MR16 50W	p 12
BB6813	1 x MR16 50W	p 12
BB6803	1 x MR16 50W	p 13
BB6823	2 x MR16 50W	p 13
BB6833	3 x MR16 50W	p 14
BB6843	4 x MR16 50W	p 14
BB6853	4 x MR16 50W	p 15
BB6863	6 x MR16 50W	p 15

<b>Bulbs &amp; Beams Easy Rider Scenic</b>		Page
BB8413	1 x 35-50W QR111	p 22
BB8423	2 x 35-50W QR111	p 22
BB8433	3 x 35-50W QR111	p 23
BB8443	4 x 35-50W QR111	p 23
BB8453	5 x 35-50W QR111	p 24
BB8463	6 x 35-50W QR111	p 24
BB8483	6 x 35-50W QR111	p 25
BB8513	1 x 75-100W QR111	p 22
BB8523	2 x 75-100W QR111	p 22
BB8533	3 x 75-100W QR111	p 23
BB8543	4 x 75-100W QR111	p 23
BB8553	5 x 75-100W QR111	p 24
BB8563	6 x 75-100W QR111	p 24
BB8583	6 x 75-100W QR111	p 25

<b>Bulbs &amp; Beams Easy Rider</b>		Page
BB7503	1 x 35-50W QR111	p 25
BB7513	1 x 35-50W QR111	p 26
BB7523	2 x 35-50W QR111	p 26
BB7533	3 x 35-50W QR111	p 27
BB7543	4 x 35-50W QR111	p 27
BB7553	5 x 35-50W QR111	p 28
BB7563	6 x 35-50W QR111	p 28
BB7573	2 x 35-50W QR111	p 29
BB7583	6 x 35-50W QR111	p 29
BB7603	1 x 75-100W QR111	p 25
BB7613	1 x 75-100W QR111	p 26
BB7623	2 x 75-100W QR111	p 26
BB7633	3 x 75-100W QR111	p 27
BB7643	4 x 75-100W QR111	p 27
BB7653	5 x 75-100W QR111	p 28
BB7663	6 x 75-100W QR111	p 28
BB7683	6 x 75-100W QR111	p 29

<b>Bulbs &amp; Beams Choice</b>		Page
BB3507	1 x MR16 50W	p 31
BB3527	1 x MR16 50W	p 32
BB3567	1 x MR16 50W	p 32
BB3577	1 x MR16 50W	p 33
BB3607	1 x GU 10 230V/50W	p 31
BB3627	1 x GU 10 230V/50W	p 32
BB3667	1 x GU 10 230V/50W	p 32
BB3707	1 x GU 10 230V/50W	p 31

<b>Bulbs &amp; Beams Piccolo</b>		Page
BB5101	1 x MR16 50W	p 41
BB5103	1 x MR16 50W	p 41
BB5111	1 x QR70 50W	p 41
BB5113	1 x QR70 50W	p 41
BB5121	1 x GU 10 230V/50W	p 41
BB5123	1 x GU 10 230V/50W	p 41
BB5131	2 x MR16 50W	p 42
BB5133	2 x MR16 50W	p 42
BB5141	2 x QR70 50W	p 42
BB5143	2 x QR70 50W	p 42
BB5151	2 x GU 10 230V/50W	p 42
BB5153	2 x GU 10 230V/50W	p 42
BB5161	3 x MR16 50W	p 43
BB5163	3 x MR16 50W	p 43
BB5171	3 x QR70 50W	p 43
BB5173	3 x QR70 50W	p 43
BB5181	3 x GU 10 230V/50W	p 43
BB5183	3 x GU 10 230V/50W	p 43
BB5201	4 x MR16 50W SQ	p 45
BB5203	4 x MR16 50W SQ	p 45
BB5211	4 x QR70 50W SQ	p 45
BB5213	4 x QR70 50W SQ	p 45
BB5221	4 x GU 10 230V/50W SQ	p 45
BB5223	4 x GU 10 230V/50W SQ	p 45
BB5231	4 x MR16 50W	p 44
BB5233	4 x MR16 50W	p 44
BB5241	4 x QR70 50W	p 44
BB5243	4 x QR70 50W	p 44
BB5251	4 x GU 10 230V/50W	p 44
BB5253	4 x GU 10 230V/50W	p 44
BB5261	5 x MR16 50W	p 46
BB5263	5 x MR16 50W	p 46
BB5271	5 x QR70 50W	p 46
BB5273	5 x QR70 50W	p 46
BB5281	5 x GU 10 230V/50W	p 46
BB5283	5 x GU 10 230V/50W	p 46

<b>Bulbs &amp; Beams Piccolo No Frame</b>		Page
BB55101	1 x MR16 50W	P 48
BB55103	1 x MR16 50W	P 48
BB55121	1 x GU 10 50W	p 48
BB55123	1 x GU 10 50W	p 48
BB55111	1 x QR70 50W	p 48
BB55112	1 x QR70 50W	p 48
BB55131	2 x MR16 50W	p 49
BB55132	2 x MR16 50W	p 49



BB55151	2 x GU 10 50W	p 49
BB55152	2 x GU 10 50W	p 49
BB55141	2 x QR70 50W	p 49
BB55142	2 x QR70 50W	p 49
BB55161	3 x MR16 50W	p 50
BB55162	3 x MR16 50W	p 50
BB55181	3 x GU 10 50W	p 50
BB55182	3 x GU 10 50W	p 50
BB55171	3 x QR70 50W	p 50
BB55172	3 x QR70 50W	p 50
BB55201	4 x MR16 50W SQ	p 51
BB55202	4 x MR16 50W SQ	p 51
BB55221	4 x GU 10 50W SQ	p 51
BB55222	4 x GU 10 50W SQ	p 51
BB55231	4 x QR70 50W SQ	p 51
BB55232	4 x QR70 50W SQ	p 51
BB30001	NO FRAME KIT 1	p 52
BB30002	NO FRAME KIT 2	p 52
BB30003	NO FRAME KIT 3	p 52
BB30007	NO FRAME KIT 4 SQ	p 52

### Bulbs & Beams Piccolo Look Out

Page

BB65103	1 x MR16 TI	p 54
BB65113	1 x QR70 TI	p 54
BB65123	1 x GU 10 X	p 54
BB65133	2 x MR16 TI	p 55
BB65143	2 x QR70 TI	p 55
BB65153	2 x GU 10 X	p 55
BB65163	3 x MR16 TI	p 56
BB65173	3 x QR70 TI	p 56
BB65183	3 x GU 10 X	p 56
BB65203	4 x MR16 TI SQ	p 57
BB65213	4 x QR70 TI SQ	p 57
BB65223	4 x GU 10 X SQ	p 57
BB75103	1 x MR16 X	p 54
BB75113	1 x QR70 X	p 54
BB75133	2 x MR16 X	p 55
BB75143	2 x QR70 X	p 55
BB75163	3 x MR16 X	p 56
BB75173	3 x QR70 X	p 56
BB75203	4 x MR16 X SQ	p 57
BB75213	4 x QR70 X SQ	p 57

### Bulbs & Beams Quadra

Page

BB5001	1 x MR16 50W	p 63
BB5003	1 x MR16 50W	p 63
BB5011	1 x MR16 50W	p 63
BB5012	1 x MR16 50W	p 63
BB5014	1 x MR16 50W	p 63
BB5016	1 x MR16 50W	p 63
BB5301	1 x TC-TEL 13W	p 64
BB5303	1 x TC-TEL 13W	p 64
BB5311	1 x TC-TEL 18W	p 64
BB5313	1 x TC-TEL 18W	p 64
BB6001	1 x GU 10 230V/50W	p 63
BB6043	1 x GU 10 230V/50W	p 63
BB6011	1 x GU 10 230V/50W	p 63
BB6012	1 x GU 10 230V/50W	p 63
BB6014	1 x GU 10 230V/50W	p 63
BB6016	1 x GU 10 230V/50W	p 63

### Bulbs & Beams Vision

Page

BB5033	1 x MR16 50W	p 65
BB5043	2 x MR16 50W	p 65

### Bulbs & Beams

Page

BB4241	1 x SDW-TG 50-100W	p 73
BB4243	1 x SDW-TG 50-100W	p 73
BB4251	1 x SDW-TG 50-100W + 1 x QR111 100W	p 78
BB4253	1 x SDW-TG 50-100W + 1 x QR111 100W	p 78
BB4261	2 x SDW-TG 50-100W	p 78
BB4263	2 x SDW-TG 50-100W	p 78
BB4271	1 x SDW-TG 50-100W + 2 x QR111 100W	p 84
BB4273	1 x SDW-TG 50-100W + 2 x QR111 100W	p 84
BB4281	2 x MR16 50W + 1 x PAR 30 CDM-R 35-70W	p 84
BB4283	2 x MR16 50W + 1 x PAR 30 CDM-R 35-70W	p 84
BB4291	2 x MR16 50W + 1 x CDM-T 35-70W	p 85
BB4293	2 x MR16 50W + 1 x CDM-T 35-70W	p 85
BB4301	2 x MR16 50W + 1 x SDW-TG 50-100W	p 85
BB4303	2 x MR16 50W + 1 x SDW-TG 50-100W	p 85
BB4311	1 x TC-TEL 32W	p 74
BB4313	1 x TC-TEL 32W	p 74
BB4321	1 x TC-TEL 32W + 1 x QR111 100W	p 79
BB4323	1 x TC-TEL 32W + 1 x QR111 100W	p 79
BB4331	2 x TC-TEL 32W	p 75
BB4333	2 x TC-TEL 32W	p 75
BB4341	1 x TC-TEL 32W + 2 x QR111 100W	p 86
BB4343	1 x TC-TEL 32W + 2 x QR111 100W	p 86
BB4351	2 x TC-TEL 32W + 2 x QR111 100W SQ	p 92
BB4353	2 x TC-TEL 32W + 2 x QR111 100W SQ	p 92
BB4361	2 x TC-TEL 32W + 3 x QR111 100W	p 100
BB4363	2 x TC-TEL 32W + 3 x QR111 100W	p 100
BB4371	2 x TC-TEL 32W + 2 x QR111 100W	p 95
BB4373	2 x TC-TEL 32W + 2 x QR111 100W	p 95
BB4411	1 x TC-TEL 42W	p 74
BB4413	1 x TC-TEL 42W	p 74
BB4421	1 x TC-TEL 42W + 1 x QR111 100W	p 79
BB4423	1 x TC-TEL 42W + 1 x QR111 100W	p 79
BB4431	2 x TC-TEL 42W	p 75
BB4433	2 x TC-TEL 42W	p 75
BB4441	1 x TC-TEL 42W + 2 x QR111 100W	p 86
BB4443	1 x TC-TEL 42W + 2 x QR111 100W	p 86
BB4451	2 x TC-TEL 42W + 2 x QR111 100W SQ	p 92
BB4453	2 x TC-TEL 42W + 2 x QR111 100W SQ	p 92
BB4461	2 x TC-TEL 42W + 3 x QR111 100W	p 100
BB4463	2 x TC-TEL 42W + 3 x QR111 100W	p 100
BB4471	2 x TC-TEL 42W + 2 x QR111 100W	p 95
BB4473	2 x TC-TEL 42W + 2 x QR111 100W	p 95
BB4511	1 x QR111 100W	p 72
BB4513	1 x QR111 100W	p 72
BB4521	2 x QR111 100W	p 75
BB4523	2 x QR111 100W	p 75
BB4531	3 x QR111 100W	p 80
BB4533	3 x QR111 100W	p 80
BB4541	4 x QR111 100W SQ	p 87

BB4543	4 x QR111 100W SQ	p 87
BB4571	1 x PAR 30 CDM-R 35-70W	p 72
BB4573	1 x PAR 30 CDM-R 35-70W	p 72
BB4581	1 x PAR 30 CDM-R 35-70W + 2 x QR111 100W	p 81
BB4583	1 x PAR 30 CDM-R 35-70W + 2 x QR111 100W	p 81
BB4591	1 x CDM-T/HQI-T 35-70W	p 73
BB4593	1 x CDM-T/HQI-T 35-70W	p 73
BB4601	2 x PAR 30 CDM-R 35-70W	p 76
BB4603	2 x PAR 30 CDM-R 35-70W	p 76
BB4611	2 x CDM-T/HQI-T 35-70W	p 76
BB4613	2 x CDM-T/HQI-T 35-70W	p 76
BB4621	1 x PAR 30 CDM-R 35-70W + 1 x QR111 100W	p 77
BB4623	1 x PAR 30 CDM-R 35-70W + 1 x QR111 100W	p 77
BB4631	1 x CDM-T/HQI-T 35-70W + 1 x QR111 100W	p 77
BB4633	1 x CDM-T/HQI-T 35-70W + 1 x QR111 100W	p 77
BB4641	3 x PAR 30 CDM-R 35-70W	p 81
BB4643	3 x PAR 30 CDM-R 35-70W	p 81
BB4651	3 x CDM-T/HQI-T 35-70W	p 82
BB4653	3 x CDM-T/HQI-T 35-70W	p 82
BB4661	1 x CDM-T/HQI-T 35-70W + 2 x QR111 100W	p 82
BB4663	1 x CDM-T/HQI-T 35-70W + 2 x QR111 100W	p 82
BB4671	2 x PAR 30 CDM-R 35-70W + 1 x QR111 100W	p 83
BB4673	2 x PAR 30 CDM-R 35-70W + 1 x QR111 100W	p 83
BB4681	2 x CDM-T/HQI-T 35-70W + 1 x QR111 100W	p 83
BB4683	2 x CDM-T/HQI-T 35-70W + 1 x QR111 100W	p 83
BB4691	4 x PAR 30 CDM-R 35-70W SQ	p 88
BB4693	4 x PAR 30 CDM-R 35-70W SQ	p 88
BB4701	4 x CDM-T/HQI-T 35-70W SQ	p 88
BB4703	4 x CDM-T/HQI-T 35-70W SQ	p 88
BB4711	2 x PAR 30 CDM-R 35-70W + 2 x QR111 100W SQ	p 89
BB4713	2 x PAR 30 CDM-R 35-70W + 2 x QR111 100W SQ	p 89
BB4721	2 x CDM-T/HQI-T 35-70W + 2 x QR111 100W SQ	p 89
BB4723	2 x CDM-T/HQI-T 35-70W + 2 x QR111 100W SQ	p 89
BB4731	1 x PAR 30 CDM-R 35-70W + 3 x QR111 100W SQ	p 90
BB4733	1 x PAR 30 CDM-R 35-70W + 3 x QR111 100W SQ	p 90
BB4741	1 x CDM-T/HQI-T 35-70W + 3 x QR111 100W SQ	p 90
BB4743	1 x CDM-T/HQI-T 35-70W + 3 x QR111 100W SQ	p 90
BB4751	5 x QR111 100W	p 97
BB4753	5 x QR111 100W	p 97
BB4761	5 x PAR 30 CDM-R 35-70W	p 98
BB4763	5 x PAR 30 CDM-R 35-70W	p 98
BB4771	5 x CDM-T/HQI-T 35-70W	p 98
BB4773	5 x CDM-T/HQI-T 35-70W	p 98
BB4781	2 x PAR 30 CDM-R 35-70W + 3 x QR111 100W	p 99
BB4783	2 x PAR 30 CDM-R 35-70W + 3 x QR111 100W	p 99
BB4791	2 x CDM-T/HQI-T 35-70W + 3 x QR111 100W	p 99
BB4793	2 x CDM-T/HQI-T 35-70W + 3 x QR111 100W	p 99
BB4801	2 x CDM-T/HQI-T 35-70W + 4 x QR111 100W	p 103
BB4803	2 x CDM-T/HQI-T 35-70W + 4 x QR111 100W	p 103
BB4811	2 x SDW-TG 50-100W + 4 x QR111 100W	p 103
BB4813	2 x SDW-TG 50-100W + 4 x QR111 100W	p 103
BB4911	4 x QR111 100W	p 94
BB4913	4 x QR111 100W	p 94
BB4921	2 x PAR 30 CDM-R 35-70W + 2 x QR111 100W	p 94
BB4923	2 x PAR 30 CDM-R 35-70W + 2 x QR111 100W	p 94
BB4931	2 x CDM-T/HQI-T 35-70W + 2 x QR111 100W	p 95
BB4933	2 x CDM-T/HQI-T 35-70W + 2 x QR111 100W	p 95
BB4941	2 x SDW-TG 50-100W + 2 x QR111 100W SQ	p 91
BB4943	2 x SDW-TG 50-100W + 2 x QR111 100W SQ	p 91
BB4951	1 x SDW-TG 50-100W + 3 x QR111 100W SQ	p 91
BB4953	1 x SDW-TG 50-100W + 3 x QR111 100W SQ	p 91
BB4961	2 x SDW-TG 50-100W + 2 x QR111 100W	p 96

BB4963	2 x SDW-TG 50-100W + 2 x QR111 100W	p 96
BB4971	2 x SDW-TG 50-100W + 3 x QR111 100W	p 100
BB4973	2 x SDW-TG 50-100W + 3 x QR111 100W	p 100
BB4981	6 x QR111 100W	p 102
BB4983	6 x QR111 100W	p 102
BB4991	2 x CDM-R 35-70W + 4 x QR111 100W	p 102
BB4993	2 x CDM-R 35-70W + 4 x QR111 100W	p 102
BB5511	1 x CDM-R 111 35-70W	p 74
BB5513	1 x CDM-R 111 35-70W	p 74
BB5521	2 x CDM-R 111 35-70W	p 79
BB5523	2 x CDM-R 111 35-70W	p 79
BB5531	3 x CDM-R 111 35-70W	p 86
BB5533	3 x CDM-R 111 35-70W	p 86
BB5541	4 x CDM-R 111 35-70W SQ	p 92
BB5543	4 x CDM-R 111 35-70W SQ	p 92
BB5551	5 x CDM-R 111 35-70W	p 101
BB5553	5 x CDM-R 111 35-70W	p 101
BB5561	6 x CDM-R 111 35-70W	p 104
BB5563	6 x CDM-R 111 35-70W	p 104
BB5571	4 x CDM-R 111 35-70W	p 96
BB5573	4 x CDM-R 111 35-70W	p 96
BB5621	1 x QR111 35-100W + 1 x CDM-R 111 35-70W	p 80
BB5623	1 x QR111 35-100W + 1 x CDM-R 111 35-70W	p 80
BB5631	2 x QR111 35-100W + 1 x CDM-R 111 35-70W	p 87
BB5633	2 x QR111 35-100W + 1 x CDM-R 111 35-70W	p 87
BB5641	2 x QR111 35-100W + 2 x CDM-R 111 35-70W SQ	p 93
BB5643	2 x QR111 35-100W + 2 x CDM-R 111 35-70W SQ	p 93
BB5651	3 x QR111 35-100W + 2 x CDM-R 111 35-70W	p 101
BB5653	3 x QR111 35-100W + 2 x CDM-R 111 35-70W	p 101
BB5661	4 x QR111 35-100W + 2 x CDM-R 111 35-70W	p 104
BB5663	4 x QR111 35-100W + 2 x CDM-R 111 35-70W	p 104
BB5671	2 x QR111 35-100W + 2 x CDM-R 111 35-70W	p 97
BB5673	2 x QR111 35-100W + 2 x CDM-R 111 35-70W	p 97
BB5741	3 x QR111 35-100W + 1 x CDM-R 111 35-70W SQ	p 93
BB5743	3 x QR111 35-100W + 1 x CDM-R 111 35-70W SQ	p 93

### Bulbs & Beams No Frame

Page

BB40001	No Frame KIT 1 LOW	p 137
BB40002	No Frame KIT 2 LOW	p 137
BB40003	No Frame KIT 3 LOW	p 137
BB40004	No Frame KIT 4 LOW - LINE	p 137
BB40007	No Frame KIT 4 LOW - SQUARE	p 137
BB50001	No Frame KIT 1	p 137
BB50002	No Frame KIT 2	p 137
BB50003	No Frame KIT 3	p 137
BB50004	No Frame KIT 4 LINE	p 137
BB50005	No Frame KIT 5	p 137
BB50006	No Frame KIT 6	p 137
BB50007	No Frame KIT 4 SQUARE	p 137
BB54241	1 x SDW-TG 50-100W	p 112
BB54242	1 x SDW-TG 50-100W	p 112
BB54251	1 x SDW-TG 50-100W + 1 x QR111 100W	p 116
BB54252	1 x SDW-TG 50-100W + 1 x QR111 100W	p 116
BB54261	2 x SDW-TG 50-100W	p 116
BB54262	2 x SDW-TG 50-100W	p 116
BB54271	1 x SDW-TG 50-100W + 2 x QR111 100W	p 119
BB54272	1 x SDW-TG 50-100W + 2 x QR111 100W	p 119
BB54281	2 x MR16 50W + 1 x CDM-R 35-70W	p 120
BB54282	2 x MR16 50W + 1 x CDM-R 35-70W	p 120
BB54291	2 x MR16 50W + 1 x CDM-T 35-70W	p 120



BB54292	2 x MR16 50W + 1 x CDM-T 35-70W	p 120
BB54301	2 x MR16 50W + 1 x SDW-TG 50-100W	p 121
BB54302	2 x MR16 50W + 1 x SDW-TG 50-100W	p 121
BB54511	1 x QR111 100W	p 111
BB54512	1 x QR111 100W	p 111
BB54521	2 x QR111 100W	p 113
BB54522	2 x QR111 100W	p 113
BB54531	3 x QR111 100W	p 118
BB54532	3 x QR111 100W	p 118
BB54541	4 x QR111 100W	p 128
BB54542	4 x QR111 100W	p 128
BB54571	1 x CDM-R 35-70W	p 111
BB54572	1 x CDM-R 35-70W	p 111
BB54581	1 x CDM-R 35-70W + 2 x QR111 100W	p 118
BB54582	1 x CDM-R 35-70W + 2 x QR111 100W	p 118
BB54591	1 x CDM-T 35-70W	p 112
BB54592	1 x CDM-T 35-70W	p 112
BB54601	2 x CDM-R 35-70W	p 114
BB54602	2 x CDM-R 35-70W	p 114
BB54611	2 x CDM-T 35-70W	p 114
BB54612	2 x CDM-T 35-70W	p 114
BB54621	1 x CDM-R 35-70W + 1 x QR111 100W	p 115
BB54622	1 x CDM-R 35-70W + 1 x QR111 100W	p 115
BB54631	1 x CDM-T 35-70W + 1 x QR111 100W	p 115
BB54632	1 x CDM-T 35-70W + 1 x QR111 100W	p 115
BB54661	1 x CDM-T 35-70W + 2 x QR111 100W	p 119
BB54662	1 x CDM-T 35-70W + 2 x QR111 100W	p 119
BB54711	2 x CDM-R 35-70W + 2 x QR111 100W SQ	p 123
BB54712	2 x CDM-R 35-70W + 2 x QR111 100W SQ	p 123
BB54721	2 x CDM-T 35-70W + 2 x QR111 100W SQ	p 123
BB54722	2 x CDM-T 35-70W + 2 x QR111 100W SQ	p 123
BB54731	1 x CDM-R 35-70W + 3 x QR111 100W SQ	p 124
BB54732	1 x CDM-R 35-70W + 3 x QR111 100W SQ	p 124
BB54741	1 x CDM-T 35-70W + 3 x QR111 100W SQ	p 124
BB54742	1 x CDM-T 35-70W + 3 x QR111 100W SQ	p 124
BB54751	5 x QR111 100W	p 131
BB54752	5 x QR111 100W	p 131
BB54781	2 x CDM-R 35-70W + 3 x QR111 100W	p 131
BB54782	2 x CDM-R 35-70W + 3 x QR111 100W	p 131
BB54791	2 x CDM-T 35-70W + 3 x QR111 100W	p 132
BB54792	2 x CDM-T 35-70W + 3 x QR111 100W	p 132
BB54801	2 x CDM-T 35-70W + 4 x QR111 100W	p 135
BB54802	2 x CDM-T 35-70W + 4 x QR111 100W	p 135
BB54811	2 x SDW-TG 50-100W + 4 x QR111 100W	p 135
BB54812	2 x SDW-TG 50-100W + 4 x QR111 100W	p 135
BB54911	4 x QR111 100W SQ	p 122
BB54912	4 x QR111 100W SQ	p 122
BB54921	2 x CDM-R 35-70W + 2 x QR111 100W	p 128
BB54922	2 x CDM-R 35-70W + 2 x QR111 100W	p 128
BB54931	2 x CDM-T 35-70W + 2 x QR111 100W	p 129
BB54932	2 x CDM-T 35-70W + 2 x QR111 100W	p 129
BB54941	2 x SDW-TG 50-100W + 2 x QR111 100W SQ	p 125
BB54942	2 x SDW-TG 50-100W + 2 x QR111 100W SQ	p 125
BB54951	1 x SDW-TG 50-100W + 3 x QR111 100W SQ	p 125
BB54952	1 x SDW-TG 50-100W + 3 x QR111 100W SQ	p 125
BB54961	2 x SDW-TG 50-100W + 2 x QR111 100W	p 129
BB54962	2 x SDW-TG 50-100W + 2 x QR111 100W	p 129
BB54971	2 x SDW-TG 50-100W + 3 x QR111 100W	p 132
BB54972	2 x SDW-TG 50-100W + 3 x QR111 100W	p 132
BB54981	6 x QR111 100W	p 134
BB54982	6 x QR111 100W	p 134
BB54991	2 x CDM-R 35-70W + 4 x QR111 100W	p 134

BB54992	2 x CDM-R 35-70W + 4 x QR111 100W	p 134
BB55511	1 x CDM-R 111 35-70W	p 113
BB55512	1 x CDM-R 111 35-70W	p 113
BB55521	2 x CDM-R 111 35-70W	p 117
BB55522	2 x CDM-R 111 35-70W	p 117
BB55621	1 x QR111 35-100W + 1 x CDM-R 111 35-70W	p 117
BB55622	1 x QR111 35-100W + 1 x CDM-R 111 35-70W	p 117
BB55531	3 x CDM-R 111 35-70W	p 121
BB55532	3 x CDM-R 111 35-70W	p 121
BB55631	2 x QR111 35-100W + 1 x CDM-R 111 35-70W	p 122
BB55632	2 x QR111 35-100W + 1 x CDM-R 111 35-70W	p 122
BB55541	4 x CDM-R 111 35-70W SQ	p 126
BB55542	4 x CDM-R 111 35-70W SQ	p 126
BB55641	2 x QR111 35-100W + 2 x CDM-R 111 35-70W SQ	p 126
BB55642	2 x QR111 35-100W + 2 x CDM-R 111 35-70W SQ	p 126
BB55741	3 x QR111 35-100W + 1 x CDM-R 111 35-70W SQ	p 127
BB55742	3 x QR111 35-100W + 1 x CDM-R 111 35-70W SQ	p 127
BB55571	4 x CDM-R 111 35-70W	p 130
BB55572	4 x CDM-R 111 35-70W	p 130
BB55671	2 x QR111 35-100W + 2 x CDM-R 111 35-70W	p 130
BB55672	2 x QR111 35-100W + 2 x CDM-R 111 35-70W	p 130
BB55551	5 x CDM-R 111 35-100W	p 133
BB55552	5 x CDM-R 111 35-100W	p 133
BB55651	3 x QR111 35-100W + 2 x CDM-R 111 35-70W	p 133
BB55652	3 x QR111 35-100W + 2 x CDM-R 111 35-70W	p 133
BB55561	6 x CDM-R 111 35-70W	p 136
BB55562	6 x CDM-R 111 35-70W	p 136
BB55661	4 x QR111 35-100W + 2 x CDM-R 111 35-70W	p 136
BB55662	4 x QR111 35-100W + 2 x CDM-R 111 35-70W	p 136
BB60001	No Frame KIT ECONOMIC 1	P 138
BB60002	No Frame KIT ECONOMIC 2	P 138
BB60003	No Frame KIT ECONOMIC 3	P 138

### Bulbs & Beams Look Out Low

Page

BB84513	1 x QR111 35-100W TI	p 144
BB84523	2 x QR111 35-100W TI	p 144
BB84533	3 x QR111 35-100W TI	p 145
BB84543	4 x QR111 35-100W TI SQ	p 145
BB94513	1 x QR111 35-100W X	p 144
BB94523	2 x QR111 35-100W X	p 144
BB94533	3 x QR111 35-100W X	p 145
BB94543	4 x QR111 35-100W X SQ	p 145
BB8010	PENDEL KIT	p 143

### Bulbs & Beams Look Out

Page

BB64283	2 x MR16 50W + 1 x CDM-R 35-70W TI	p 152
BB64293	2 x MR16 50W + 1 x CDM-T 35-70W TI	p 153
BB64513	1 x QR111 100W TI	p 146
BB64523	2 x QR111 100W TI	p 148
BB64533	3 x QR111 100W TI	p 153
BB64543	4 x QR111 100W TI SQ	p 154
BB64573	1 x CDM-R 35-70W TI	p 146
BB64593	1 x CDM-T 35-70W TI	p 147
BB64603	2 x CDM-R 35-70W TI	p 148
BB64613	2 x CDM-T 35-70W TI	p 149
BB64623	1 x CDM-R 35-70W + 1 x QR111 100W TI	p 149
BB64633	1 x CDM-T 35-70W + 1 x QR111 100W TI	p 150
BB64663	1 x CDM-T 35-70W + 2 x QR111 100W TI	p 152

BB64713	2 x CDM-R 35-70W + 2 x QR111 100W TI SQ	p 155
BB64723	2 x CDM-T 35-70W + 2 x QR111 100W TI SQ	p 155
BB64733	1 x CDM-R 35-70W + 3 x QR111 100W TI SQ	p 156
BB64743	1 x CDM-T 35-70W + 3 x QR111 100W TI SQ	p 156
BB74283	2 x MR16 50W + 1 x CDM-R 35-70W X	p 152
BB74293	2 x MR16 50W + 1 x CDM-T 35-70W X	p 153
BB74513	1 x QR111 100W X	p 146
BB74523	2 x QR111 100W X	p 148
BB74533	3 x QR111 100W X	p 151
BB74543	4 x QR111 100W X SQ	p 154
BB74573	1 x CDM-R 35-70W X	p 146
BB74593	1 x CDM-T 35-70W X	p 147
BB74603	2 x CDM-R 35-70W X	p 148
BB74613	2 x CDM-T 35-70W X	p 149
BB74623	1 x CDM-R 35-70W + 1 x QR111 100W X	p 149
BB74633	1 x CDM-T 35-70W + 1 x QR111 100W X	p 150
BB74663	1 x CDM-T 35-70W + 2 x QR111 100W X	p 152
BB74713	2 x CDM-R 35-70W + 2 x QR111 100W X SQ	p 155
BB74723	2 x CDM-T 35-70W + 2 x QR111 100W X SQ	p 155
BB74733	1 x CDM-R 35-70W + 3 x QR111 100W X SQ	p 156
BB74743	1 x CDM-T 35-70W + 3 x QR111 100W X SQ	p 156
BB65513	1 x CDM-R 111 35-70W TI	p 147
BB65523	2 x CDM-R 111 35-70W TI	p 150
BB65623	1 x QR111 35-100W + 1 x CDM-R 35-70W TI	p 151
BB65533	3 x CDM-R 111 35-70W TI	p 153
BB65633	2 x QR111 35-100W + 1 x CDM-R 35-70W TI	p 154
BB65543	4 x CDM-R 111 35-70W TI	p 157
BB65643	2 x QR111 35-100W + 2 x CDM-R 35-70W TI	p 157
BB65743	3 x QR111 35-100W + 2 x CDM-R 35-70W TI	p 158
BB75513	1 x CDM-R 111 35-70W	p 147
BB75523	2 x CDM-R 111 35-70W	p 150
BB75623	1 x QR111 35-100W + 1 x CDM-R 111 35-70W	p 151
BB75533	3 x CDM-R 111 35-70W	p 153
BB75633	2 x QR111 35-100W + 1 x CDM-R 111 35-70W	p 154
BB75543	4 x CDM-R 111 35-70W	p 157
BB75643	2 x QR111 35-100W + 2 x CDM-R 111 35-70W	p 157
BB75743	3 x QR111 35-100W + 1 x CDM-R 111 35-70W	p 158
BB8010	PENDEL KIT	p 143

<b>Bulbs &amp; Beams Rondo</b>		Page
BB4821	1 x QR111 100W	p 159
BB4822	1 x QR111 100W	p 159
BB4823	1 x QR111 100W	p 159
BB4831	1 x CDM-R 35-70W	p 159
BB4832	1 x CDM-R 35-70W	p 159
BB4833	1 x CDM-R 35-70W	p 159
BB4841	1 x CDM-T/ HQI-T 35-70W	p 161
BB4842	1 x CDM-T/ HQI-T 35-70W	p 161
BB4843	1 x CDM-T/ HQI-T 35-70W	p 161
BB4851	1 x CDM-TC 35-70W	p 160
BB4852	1 x CDM-TC 35-70W	p 160
BB4853	1 x CDM-TC 35-70W	p 160
BB4861	1 x SDW-TG 50-100W	p 160
BB4862	1 x SDW-TG 50-100W	p 160
BB4863	1 x SDW-TG 50-100W	p 160
BB4871	1 x MR16 50W	p 161
BB4872	1 x MR16 50W	p 161
BB4873	1 x MR16 50W	p 161

<b>Fokus Fly</b>		Page
FO10601	1 x T5 24W	p 166

<b>Fokus Wing</b>		Page
FO10603	2 x T5 35W	p 166

<b>Fokus Modul + Small Modul</b>		Page
FO10207	4 x T5 24W	p 167
FO10208	2 x TCL 18W 2G11	p 167

<b>Fokus Rainbow</b>		Page
FO10501	1 x T5 35W	p 168
FO10502	1 x T5 35W	p 168
FO10503	1 x T5 35W	p 168
FO10504	1 x T5 35W	p 168
FO10505	1 x T5 35W	p 168

<b>Fokus Needle</b>		Page
FO10506	1 x T5 35W	p 169

<b>Fokus TB - TBS</b>		Page
FO10100	1 x G9 40W	p 170
FO10101	1 x G9 40W	p 170
FO10102	2 x G9 40W	p 171
FO10104	1 x G9 40W	p 171

<b>Fokus Ditto</b>		Page
FO10401	1 x MR16 50W	p 172

<b>Fokus Diabolo In</b>		Page
FO10402	1 x MR16 50W	p 172

<b>Fokus Dax</b>		Page
FO10400	4 x MR16 50W	p 173

<b>Fokus Dios / Diosa</b>		Page
FO10403	4 x MR16 50W	p 174
FO10404	4 x MR16 50W	p 174



<b>Fokus Extruded</b>		Page
FO10310	4 x QR111 50W	p 177
FO10314	2 x QR111 50W	p 178
FO10318	4 x QR111 50W	p 177
FO10325	4 x QR111 50W	p 178
FO10327	4 x QR111 50W	p 180
FO10328	4 x QR111 50W	p 179
FO10329	4 x QR111 50W	p 179
FO10330	2 x QR111 50W	p 177
FO10331	1 x QR111 50W	p 177
FO10336	1 x QR111 50W	p 175
FO10500	1 x CDM-TC 35-70W	p 175

<b>B-Six Index - Led</b>		Page
BS7113	4 x LED SUPERFLUX BLUE ROUND	p 191
BS7123	4 x LED SUPERFLUX AMBER ROUND	p 191
BS7133	4 x LED SUPERFLUX RED ROUND	p 191
BS7143	4 x LED SUPERFLUX GREEN ROUND	p 191
BS7213	4 x LED SUPERFLUX BLUE SQUARE	p 190
BS7223	4 x LED SUPERFLUX AMBER SQUARE	p 190
BS7233	4 x LED SUPERFLUX RED SQUARE	p 190
BS7243	4 x LED SUPERFLUX GREEN SQUARE	p 190
BS7413	4 x LED SUPERFLUX BLUE	p 190
BS7423	4 x LED SUPERFLUX AMBER	p 190
BS7433	4 x LED SUPERFLUX RED	p 190
BS7443	4 x LED SUPERFLUX GREEN	p 190
BS7500	INDEX C-BOX	p 191
BS7510	PLAASTER KIT	p 191

<b>B-Six Index</b>		Page
BS7303	1 x QT9 G4 20W/12V	p 188
BS7313	1 x QT9 G4 20W/12V	p 188
BS7323	1 x QT9 G4 20W/12V	p 189
BS7333	1 x QT9 G4 20W/12V	p 189

<b>B-Six Gulf</b>		Page
BS7603	1 x R7S 150W/220V	p 192
BS7613	1 x TCD 10W/220V	p 192
BS7623	1 x R7S 200W/220V	p 193
BS7633	1 x TCD 26W/220V	p 193
BS7643	1 x CDM-TD/HQI-TS 70W	p 194
BS 7600	PLAASTER KIT SMALL	p 194
BS 7610	PLAASTER KIT BIG	p 194

<b>B-Six Stanza</b>		Page
BS2501	1 x QR111 35-100W	p 195
BS2503	1 x QR111 35-100W	p 195
BS2506	1 x QR111 35-100W	p 195
BS2511	1 x CDM-R 111 35-70W	p 195
BS2513	1 x CDM-R 111 35-70W	p 195
BS2516	1 x CDM-R 111 35-70W	p 195

<b>B-Six Toto</b>		Page
BS2531	1 x QR111 35-100W	p 196
BS2533	1 x QR111 35-100W	p 196
BS2536	1 x QR111 35-100W	p 196
BS2571	1 x CDM-R 111 35-70W	p 196
BS2573	1 x CDM-R 111 35-70W	p 196
BS2576	1 x CDM-R 111 35-70W	p 196

<b>B-Six Duo</b>		Page
BS2551	1 x MR16 35-50W	p 198
BS2553	1 x MR16 35-50W	p 198
BS2556	1 x MR16 35-50W	p 198
BS3551	1 x GU 10 50W	p 198
BS3553	1 x GU 10 50W	p 198
BS3556	1 x GU 10 50W	p 198

<b>B-Six Forza</b>		Page
BS2521	1 x QR70 50W	p 200
BS2523	1 x QR70 50W	p 200
BS2526	1 x QR70 50W	p 200

<b>B-Six Eye - Mini Eye</b>		Page
BS2541	1 x MR16 35-50W	p 197
BS2543	1 x MR16 35-50W	p 197
BS2546	1 x MR16 35-50W	p 197
BS2561	1 x MR11 35W	p 197
BS2563	1 x MR11 35W	p 197
BS2566	1 x MR11 35W	p 197
BS3541	1 x GU 10 50W	p 197
BS3543	1 x GU 10 50W	p 197
BS3546	1 x GU 10 50W	p 197

<b>B-Six Trio - Mini Trio</b>		Page
BS2581	1 x MR16 35-50W	p 199
BS2583	1 x MR16 35-50W	p 199
BS2586	1 x MR16 35-50W	p 199
BS2591	1 x MR11 35W	p 200
BS2593	1 x MR11 35W	p 200
BS2596	1 x MR11 35W	p 200
BS3581	1 x GU 10 50W	p 199
BS3583	1 x GU 10 50W	p 199
BS3586	1 x GU 10 50W	p 199

<b>B-Six Scope</b>		Page
BS3501	1 x QT9 GY 6,35 50W	p 201
BS3503	1 x QT9 GY 6,35 50W	p 201
BS3511	1 x MR16 50W	p 201
BS3513	1 x MR16 50W	p 201
BS3521	1 x MR16 50W	p 202
BS3523	1 x MR16 50W	p 202
BS3531	1 x MR16 50W	p 202
BS3533	1 x MR16 50W	p 202

<b>B-Six Discover Flat</b>		Page
BS3311	1 x QT9 GY 6,35 50W	p 203
BS3313	1 x QT9 GY 6,35 50W	p 203
BS3316	1 x QT9 GY 6,35 50W	p 203

<b>B-Six Discover Carré</b>		Page
BS3321	1 x QT9 GY 6,35 50W	p 203
BS3323	1 x QT9 GY 6,35 50W	p 203
BS3326	1 x QT9 GY 6,35 50W	p 203

<b>B-Six 120-50</b>		Page
BS120-50/1	1 x MR16 50W	p 204
BS120-50/2	1 x MR16 50W	p 204
BS120-50/4	1 x MR16 50W	p 204
BS120-50/5	1 x MR16 50W	p 204
BS120-50/6	1 x MR16 50W	p 204
BS120-50/7	1 x MR16 50W	p 204
BS120-50/8	1 x MR16 50W	p 204
BS120-50/9	1 x MR16 50W	p 204
BS432	SET GU 10 230V	p 204
BS431	SET CE	p 204

<b>B-Six 105-35</b>		Page
BS105-35/1	1 x MR11 35W	p 205
BS105-35/2	1 x MR11 35W	p 205
BS105-35/4	1 x MR11 35W	p 205
BS105-35/5	1 x MR11 35W	p 205
BS105-35/6	1 x MR11 35W	p 205
BS105-35/7	1 x MR11 35W	p 205
BS105-35/8	1 x MR11 35W	p 205
BS105-35/9	1 x MR11 35W	p 205
BS431	SET CE	p 205

<b>B-Six 106-50</b>		Page
BS106-50/1	1 x MR16 50W	p 206
BS106-50/2	1 x MR16 50W	p 206
BS106-50/4	1 x MR16 50W	p 206
BS106-50/5	1 x MR16 50W	p 206
BS106-50/6	1 x MR16 50W	p 206
BS106-50/7	1 x MR16 50W	p 206
BS106-50/8	1 x MR16 50W	p 206
BS106-50/9	1 x MR16 50W	p 206
BS432	SET GU 10 230V	p 206
BS431	SET CE	p 206

<b>B-Six 106-35</b>		Page
BS106-35/1	1 x MR11 35W	p 207
BS106-35/2	1 x MR11 35W	p 207
BS106-35/4	1 x MR11 35W	p 207
BS106-35/5	1 x MR11 35W	p 207
BS106-35/6	1 x MR11 35W	p 207
BS106-35/7	1 x MR11 35W	p 207
BS106-35/8	1 x MR11 35W	p 207
BS106-35/9	1 x MR11 35W	p 207
BS431	SET CE	p 207

<b>B-Six 6038-50</b>		Page
BS6038-50/0	1 x MR16 50W	p 208
BS6038-50/1	1 x MR16 50W	p 208
BS6038-50/2	1 x MR16 50W	p 208
BS6038-50/3	1 x MR16 50W	p 208
BS6038-50/4	1 x MR16 50W	p 208
BS6038-50/5	1 x MR16 50W	p 208
BS6038-50/6	1 x MR16 50W	p 208
BS432	SET GU 10 230V	p 208
BS431	SET CE	p 208

<b>B-Six 6038-35</b>		Page
BS6038-35/0	1 x MR11 35W	p 209
BS6038-35/1	1 x MR11 35W	p 209
BS6038-35/2	1 x MR11 35W	p 209
BS6038-35/3	1 x MR11 35W	p 209
BS6038-35/4	1 x MR11 35W	p 209
BS6038-35/5	1 x MR11 35W	p 209
BS6038-35/6	1 x MR11 35W	p 209
BS431	SET CE	p 209

<b>B-Six 6037-50</b>		Page
BS6037-50/0	1 x MR16 50W	p 210
BS6037-50/1	1 x MR16 50W	p 210
BS6037-50/2	1 x MR16 50W	p 210
BS6037-50/3	1 x MR16 50W	p 210
BS6037-50/4	1 x MR16 50W	p 210
BS6037-50/5	1 x MR16 50W	p 210
BS6037-50/6	1 x MR16 50W	p 210
BS432	SET GU 10 230V	p 210

<b>B-Six 6037-35</b>		Page
BS6037-35/0	1 x MR11 35W	p 211
BS6037-35/1	1 x MR11 35W	p 211
BS6037-35/2	1 x MR11 35W	p 211
BS6037-35/3	1 x MR11 35W	p 211
BS6037-35/4	1 x MR11 35W	p 211
BS6037-35/5	1 x MR11 35W	p 211
BS6037-35/6	1 x MR11 35W	p 211
BS431	SET CE	p 211

<b>B-Six Fox</b>		Page
BS2271	1 x GU 10 230V	p 212
BS2272	1 x GU 10 230V	p 212
BS2273	1 x GU 10 230V	p 212
BS2274	1 x GU 10 230V	p 212
BS2276	1 x GU 10 230V	p 212
BS3271	1 x MR16 50W	p 212
BS3272	1 x MR16 50W	p 212
BS3273	1 x MR16 50W	p 212
BS3274	1 x MR16 50W	p 212
BS3276	1 x MR16 50W	p 212
BS8002	ANTIVERBLINDINGSRING / ANNEAU ANTI-EBLOUISSANT ANTIBLENDUNGSRING / ANTIDASSELINGRING	p 212



<b>B-Six Fix</b>		Page
BS2281	1 x GU 10 230V	p 213
BS2282	1 x GU 10 230V	p 213
BS2283	1 x GU 10 230V	p 213
BS2284	1 x GU 10 230V	p 213
BS2286	1 x GU 10 230V	p 213
BS3281	1 x MR16 50W	p 213
BS3282	1 x MR16 50W	p 213
BS3283	1 x MR16 50W	p 213
BS3284	1 x MR16 50W	p 213
BS3286	1 x MR16 50W	p 213
BS8002	ANTIVERBLINDINGSRING / ANNEAU ANTI-EBLOUISSANT ANTIBLENDUNGSRING / ANTIDASSELINGRING	p 213

<b>B-Six Classic</b>		Page
BS3111	1 x MR16 50W	p 214
BS3112	1 x MR16 50W	p 214
BS3114	1 x MR16 50W	p 214
BS3115	1 x MR16 50W	p 214
BS3116	1 x MR16 50W	p 214
BS4111	1 x GU 10 230V	p 214
BS4112	1 x GU 10 230V	p 214
BS4114	1 x GU 10 230V	p 214
BS4115	1 x GU 10 230V	p 214
BS4116	1 x GU 10 230V	p 214

<b>B-Six Twingo</b>		Page
BS3811	1 x MR16 50W	p 214
BS3813	1 x MR16 50W	p 214
BS3816	1 x MR16 50W	p 214

<b>B-Six Star</b>		Page
BS3121	1 x G4 HALLOSTAR 20W	p 215
BS3124	1 x G4 HALLOSTAR 20W	p 215
BS3125	1 x G4 HALLOSTAR 20W	p 215
BS3126	1 x G4 HALLOSTAR 20W	p 215

<b>B-Six Arianne</b>		Page
BS711	1 x MR16 50W	p 217
BS712	1 x MR16 50W	p 217
BS713	1 x MR16 50W	p 217
BS714	1 x MR16 50W	p 217
BS715	1 x MR16 50W	p 217
BS716	1 x MR16 50W	p 217
BS741	1 x MR16 50W	p 216
BS742	1 x MR16 50W	p 216
BS743	1 x MR16 50W	p 216
BS744	1 x MR16 50W	p 216
BS745	1 x MR16 50W	p 216
BS746	1 x MR16 50W	p 216
BS751	1 x MR16 50W	p 216
BS752	1 x MR16 50W	p 216
BS753	1 x MR16 50W	p 216
BS754	1 x MR16 50W	p 216
BS755	1 x MR16 50W	p 216
BS756	1 x MR16 50W	p 216

BS761	1 x MR16 50W	p 216
BS762	1 x MR16 50W	p 216
BS763	1 x MR16 50W	p 216
BS764	1 x MR16 50W	p 216
BS765	1 x MR16 50W	p 216
BS766	1 x MR16 50W	p 216

<b>B-Six Aero</b>		Page
BS811	1 x MR16 50W	p 219
BS812	1 x MR16 50W	p 219
BS813	1 x MR16 50W	p 219
BS814	1 x MR16 50W	p 219
BS815	1 x MR16 50W	p 219
BS816	1 x MR16 50W	p 219
BS841	1 x MR16 50W	p 218
BS842	1 x MR16 50W	p 218
BS843	1 x MR16 50W	p 218
BS844	1 x MR16 50W	p 218
BS845	1 x MR16 50W	p 218
BS846	1 x MR16 50W	p 218
BS851	1 x MR16 50W	p 218
BS852	1 x MR16 50W	p 218
BS853	1 x MR16 50W	p 218
BS854	1 x MR16 50W	p 218
BS855	1 x MR16 50W	p 218
BS856	1 x MR16 50W	p 218
BS861	1 x MR16 50W	p 218
BS862	1 x MR16 50W	p 218
BS863	1 x MR16 50W	p 218
BS864	1 x MR16 50W	p 218
BS865	1 x MR16 50W	p 218
BS866	1 x MR16 50W	p 218

<b>B-Six Axis</b>		Page
BS4001		p 220
BS4002		p 220
BS4003		p 220
BS4021		p 220
BS4022		p 220
BS4023		p 220
BS4141		p 221
BS4142		p 221
BS4151		p 221
BS4152		p 221
BS4161		p 220
BS4162		p 220
BS4171		p 220
BS4172		p 220
BS4181		p 220
BS4182		p 220
BS4191		p 221
BS4192		p 221
BS4201		p 221
BS4202		p 221
BS4211		p 221
BS4212		p 221
BS4221		p 220
BS4222		p 220
BS4241		p 221
BS4242		p 221

<b>B-Six Solaris</b>		Page
BS6401	1 x PAR 20 CDM-R 35W	p 222
BS6403	1 x PAR 20 CDM-R 35W	p 222
BS6411	1 x PAR 30 CDM-R 35-70W	p 222
BS6413	1 x PAR 30 CDM-R 35-70W	p 222
BS6421	1 x CDM-TC 35-70W	p 223
BS6423	1 x CDM-TC 35-70W	p 223
BS6431	1 x CDM-T /HQI-T 35-70W	p 223
BS6433	1 x CDM-T/ HQI-T 35-70W	p 223
BS6441	1 x SDW-TG 50-100W	p 224
BS6443	1 x SDW-TG 50-100W	p 224

<b>B-Six Mega-turn</b>		Page
BS6501	1 x CDM-TD/HQI-TS 70W	p 225
BS6503	1 x CDM-TD/HQI-TS 70W	p 225
BS6511	1 x CDM-TD/HQI-TS 150W	p 225
BS6513	1 x CDM-TD/HQI-TS 150W	p 225
BS6521	1 x SDW-T 50-100W	p 225
BS6523	1 x SDW-T 50-100W	p 225

<b>B-Six Mega</b>		Page
BS6551	1 x CDM-TD/HQI-TS 70W	p 226
BS6553	1 x CDM-TD/HQI-TS 70W	p 226
BS6561	1 x CDM-TD/HQI-TS 150W	p 226
BS6563	1 x CDM-TD/HQI-TS 150W	p 226
BS6641	1 x SDW-T 50-100W	p 226
BS6643	1 x SDW-T 50-100W	p 226
BS6571	1 x CDM-T/HQI-T 70-150W	p 227
BS6573	1 x CDM-T/HQI-T 70-150W	p 227

<b>B-Six Ecosaver</b>		Page
BS6091	2 x TC 7-9W	p 228
BS6191	2 x TC-D 13W	p 228
BS6291	2 x TC-D 18W	p 228
BS6391	2 x TC-D 26W	p 228

<b>B-Six Square</b>		Page
BS6001	1 x CDM-TD/HQI-TS 70W	p 229
BS6003	1 x CDM-TD/HQI-TS 70W	p 229
BS6011	1 x CDM-TD/HQI-TS 150W	p 229
BS6013	1 x CDM-TD/HQI-TS 150W	p 229

<b>B-Six Multi-Down</b>		Page
10181	2 x TC-DEL 18W E/CG HF	p 230
10183	2 x TC-DEL 18W E/CG HF	p 230
10186	2 x TC-DEL 18W E/CG HF	p 230
10261	2 x TC-DEL 26W E/CG HF	p 230
10263	2 x TC-DEL 26W E/CG HF	p 230
10266	2 x TC-DEL 26W E/CG HF	p 230
11181	2 x TC-D 18W ST/CG	p 230
11183	2 x TC-D 18W ST/CG	p 230
11186	2 x TC-D 18W ST/CG	p 230
11261	2 x TC-D 26W ST/CG	p 230
11263	2 x TC-D 26W ST/CG	p 230
11266	2 x TC-D 26W ST/CG	p 230

<b>B-Six Square Saver</b>		Page
BS5401	2 x TC-DEL 13W 230V	p 231
BS5403	2 x TC-DEL 13W 230V	p 231
BS5411	2 x TC-DEL 18W 230V	p 231
BS5413	2 x TC-DEL 18W 230V	p 231
BS5421	2 x TC-DEL 26W 230V	p 232
BS5423	2 x TC-DEL 26W 230V	p 232
BS5431	2 x TC-TEL 32W 230V	p 232
BS5433	2 x TC-TEL 32W 230V	p 232

<b>B-Six Square Saver Frosted</b>		Page
BS5411S	2 x TC-DEL 18W G24q-3	p 233
BS5413S	2 x TC-DEL 18W G24q-3	p 233
BS5421S	2 x TC-DEL 26W G24q-3	p 233
BS5423S	2 x TC-DEL 26W G24q-3	p 233
BS5431S	2 x TC-TEL 32W G24q-3	p 234
BS5433S	2 x TC-TEL 32W G24q-3	p 234

<b>B-Six Square Power</b>		Page
BS5441	1 x CDM-TD/HQI-TS 70W	p 234
BS5443	1 x CDM-TD/HQI-TS 70W	p 234
BS5451	1 x CDM-TD/HQI-TS 150W	p 234
BS5453	1 x CDM-TD/HQI-TS 150W	p 234

<b>Exit Titan</b>		Page
EX32040	1 x G9 40W	p 240
EX32460	1 x G9 40W	p 240
EX34830	1 x G9 40W	p 239
EX35250	1 x E14 5W TC-EL	p 239
EX36830	1 x G9 40W	p 238
EX37250	1 x E14 5W TC-EL	p 238
EX43040	1 x G9 40W	p 241
EX43050	1 x G9 40W	p 241
EX43100	2 x MR16 20W	p 242

<b>Box Electronic Transfo Wolf-PTE</b>		Page
BO8050	WOLF 50VA-12V	p 244
BO8060	WOLF 60VA-12V	p 244
BO8080	WOLF 80VA-12V	p 244
BO8105	WOLF 105VA-12V	p 244
BO8150	WOLF 150VA-12V	p 244
BO8200	PTE 200VA-12V	p 244
BO8250	PTE 250VA-12	p 244

<b>Box Electronic Transfo Mini</b>		Page
BO8160	PICO WOLF 60VA-12V	p 244
BO8070	MINI WOLF 70VA-12V	p 244
BO 8115	PICO WOLF 105 105VA-12V	p 244



## Box Electronic Transfo Round

Page

BO8305	ROUND 105VA-12V	p 244
BO8370	ROUND 70VA-12V	p 244
BO8350	ROUND 50VA-12V	p 244

## Box Ballast Slight-Box

Page

BO9035	SLIGHT-BOX 35W	p 245
BO9070	SLIGHT-BOX 70W	p 245
BO9150	SLIGHT-BOX 150W	p 245

## Box Ballast UAL

Page

BO11035	UAL-T/CL2 35W	p 245
BO11070	UAL-T/CL2 70W	p 245
BO11150	UAL-T/CL2 150W	p 245

## Box Electronic Ballast EPC

Page

BO12035	EPC 35W	p 245
BO12070	EPC 70W	p 245
BO12150	EPC 150W	p 245

## Box Electronic Ballast BCQ

Page

BO9413	BCQ 113 (1 x 13W)	p 245
BO9426	BCQ 126 (1 x 26W)	p 245
BO9418	BCQ 118 (1 x 18W)	p 245
BO9442	BCQ 142 (1 x 32W/1 x 42W)	p 245
BO9213	BCQ 213 (2 x 13W)	p 245
BO9218	BCQ 218 (2 x 18W)	p 245
BO9226	BCQ 226 (2 x 26W)	p 245
BO9242	BCQ 242 (2 x 32W/2 x 42W)	p 245

## Box Set CE - GU 10

Page

BO431	SET CE	p 246
BO432	SET GU 10	p 246
BO435	GU 10	p 246

## Box Minintesa

Page

BO8808	T5 8W	p 246
BO8813	T5 13W	p 246
BO8814	T5 14W	p 246
BO8821	T5 21W	p 246
BO8828	T5 28W	p 246
BO8835	T5 35W	p 246
BO8850	KOPPELSTUK	p 246
BO8800	KOPPELSTUK	p 246

	Wit - Blanc - White - Weiß		Goud - Doré - Gold - Gold		Brons - Bronzé - Bronze - Bronze
	Grijs - Gris - Grey - Grau		Zwart - Noir - Black - Schwarz		Zwart chroom - Chromé-noir Black-chrome - Schwarz-chrom
	Alu geborsteld - Alu-brossé Alu-brushed - Alu-gebürstelt		Mat goud - Or satiné Gold satin - Gold Matt		Aluminium
	Chroom - Chromé Chrome - Chrom		Rood koper - Cuivre-rouge Red-copper - Rot-kupfer		Inox
	Materiaal Aluminium - Matière Aluminium Aluminium material - Aluminium Material		Materiaal Metaal - Matière Metal Metal material - Metall Material		Materiaal Inox - Matière Inox Metal Inox - Inox Material
	øe		CE norm - Norme CE CE standard - CE norm		Plafondbevestiging - Montage au plafond Fixation ceiling - Deckenbefestigung
	øi		Min. afstand - Min. distance Min. distance - Min. Entfernung		Wandbevestiging - Montage au mur Fixation wall - Wandbefestigung
	Inbouwhoogte - Hauteur d'encastrement Build in height - Einbautiefe		Min. afstand - Min. distance Min. distance - Min. Entfernung		Vloerbevestiging - Montage au sol Fixation floor - Bodenbefestigung
	Hoogte - Hauteur Height - Höhe		Transf. ingebouwd - Transf. incorporé Transf. incorporated - Transf. eingebaut		Roterende lamphouder - Douille rotulante Twisting lampholder - Rotierende fassung
	Aansluitspanning 230V - Tension de branchement 230V Input voltage 230V - Eingangsspannung 230V		Zonder transf. - Sans transf. Without transf. - Ohne transf.		Horiz. richtbaarheid - Orientabilité horiz. Horiz. adjustability - Horiz. richtbarkeit
	Aansluitspanning 12V - Tension de branchement 12V Input voltage 12V - Eingangsspannung 12V		Electronic Control Gear		Horiz. richtbaarheid - Orientabilité horiz. Horiz. adjustability - Horiz. richtbarkeit
	Toestel klasse I - Appareil classe I Fixture class I - Gerät klasse I		Max. 20W		Vert. richtbaarheid - Orientabilité vert. Vert. adjustability - Vert. richtbarkeit
	Toestel klasse II - Appareil classe II Fixture class II - Gerät klasse II		Max. 35W		Vert. richtbaarheid - Orientabilité vert. Vert. adjustability - Vert. richtbarkeit
	Toestel klasse III - Appareil classe III Fixture class III - Gerät klasse III		Max. 50W		Zijdelingse richtbaarheid - Orientabilité latéral Sideways adjustability - Seitliche richtbarkeit
	Gloeidraad getest - Essai au fil incandescent Glow wire tested - Gluhdraht geprüft		Max. 75W		Max. inklinatie - Inclination max. Max. inclination - Max. winckel
	Met glazekering - Avec fusible With glass fuse - Glas sieherung		Max. 90W		Max. inklinatie - Inclination max. Max. inclination - Max. winckel
	Monteerbaar op brandbare oppervlakten. A utiliser en surfaces normalement inflammables. Suitable to be mounted on normally flammable surfaces. Montierbar auf feuergefährlichen Oberflächen.		Max. 100W		Max. inklinatie - Inclination max. Max. inclination - Max. winckel
	VDE-keurmerk - Marque de qualité VDE Quality mark VDE - VDE geprüft		Max. 35W		Max. inklinatie - Inclination max. Max. inclination - Max. winckel
	Bescherindicatie - Indice de protection Protection level - Schutzkennziffer		Max. 36W		Max. inklinatie - Inclination max. Max. inclination - Max. winckel
	Bescherindicatie - Indice de protection Protection level - Schutzkennziffer		Max. 40W		Assymetrisch
	Bescherindicatie - Indice de protection Protection level - Schutzkennziffer		Max. 150W		Verpakking per 100 - Emballage par 100 Packaging for 100 - Verpackung pro 100 Stück
	Bescherindicatie - Indice de protection Protection level - Schutzkennziffer		C-BOX Concrete Box		Universeel dimbaar - Dimable universel Universal dimable - Universale lichtregulierung
	Bescherindicatie - Indice de protection Protection level - Schutzkennziffer		Max. 500 kg		
	Bescherindicatie - Indice de protection Protection level - Schutzkennziffer		Max. 2000 kg		



Al onze toestellen worden geproduceerd volledig conform volgens de Europese norm CEI-EN 60598, en dragen zodoende het CE-merk. De CE-markering waarborgt een stilzwijgende kwaliteitsgarantie en wordt aangebracht onder uitdrukkelijke verantwoordelijkheid van de fabrikant. De CE-markering wordt aangebracht op het toestel of als alternatief op de verpakking of de gebruiksaanwijzing.

Nos appareils sont fabriqués en conformité aux règles Européennes CEI-EN 60598 et, par conséquence, fournis avec marque CE. La marque CE représente une implicite assurance de qualité et apposée sous l'exclusive responsabilité du fabricant. La marque CE doit être apposée sur l'appareil, ou en alternative, sur l'emballage ou sur les modes d'emploi.

Our fittings are manufactured in conformity with the European standard CEI-EN 60598 and, consequently, get the mark CE. The mark CE represents an implicit assurance of quality and affixed under the sole responsibility of the manufacturer. The mark CE must be affixed on the product, or in alternative, on the packing or on directions.

Unsere Produkte werden gemäss europäischer Norm CEI-EN 60598 hergestellt und sind als solche mit dem CE-Zeichen gekennzeichnet. Das CE-Zeichen verkörpert eine klare Sicherung der Qualität und wird auf ausschliessliche Verantwortung des Herstellers angebracht. Das CE-Zeichen muss auf dem Produkt, auf der Verpackung oder auf der Gebrauchsanweisung angebracht werden.

ORBIT®

Orbit® nv houdt zich het recht voor om op elk ogenblik en zonder voorafgaandelijke waarschuwing technische modificaties aan te brengen aan de toestellen afgebeeld in de kataloog. De kleuren zijn enkel indicatief ten opzichte van de werkelijke kleuren.

Orbit® nv se réserve le droit de modifier, à n'importe quel moment et sans préavis, les caractéristiques techniques des éléments illustrés dans ce catalogue. Les couleurs sont simplement à titre indicatif.

Orbit® nv reserves the right to change, at any time and without prior warning, the technical specification of any product illustrated in this catalogue. Colours are simply indicative of the real nuance.

Orbit® nv behält sich vor, jederzeit und fristlos die in beiliegendem Katalog erläuterten technischen Daten zu ändern. Die Farben sind nicht genau wirklichkeitsgetreu.

SPECIAL THANKS TO:

ALIAZ  
CONTRAST INT.  
BIECORFF ARCH.  
MATTHIEUS BEDDENBEDRIJF  
VAN GRONSVELD  
JOZEF HELSEN INT ARCH.  
DAVID MERTENS INT ARCH.  
VAN SPEYBROECK INT.  
JAN GEYSEN INT ARCH.  
SVILLUPPO INT ARCH.  
CIO ARCH.  
B-DESIGN  
VIA MOBILI INTERIEUR  
IPSO  
DIRK DEMOL INT ARCH  
FLAMANT INT.  
ARCHI-TEC  
ACCESSORI  
AUPING  
SPECTOR  
PRO-PROJECTS  
CRENEAU INTERNATIONAL  
ORBIT TEAM

DEALERS AT HOME AND ABROAD



